

Section 6

Budget Activity

Judith Marte, Chief Financial Officer

Budget Activity Report Contents

Introduction	Page 487
Glossary of Terms	Page 490
School Board Approved Amendments	Page 491
Summary of SMART Program Budget Activity	Page 499
Analysis of Expenditure Changes from Previous Quarter	Page 500
Expense Chart	Page 501
Notes to Budget Activity Report	Page 502
Combined Summary Schedule	Page 505
Financially Active Projects Summary	Page 507
Financially Active Projects Detail	Page 508
Completed & Meets Standard Projects Summary	Page 567
Completed & Meets Standard Projects Detail	Page 568
Remaining Projects Summary	Page 669
Remaining Projects Details	Page 670

Introduction:

The purpose of the Budget Activity Report Section is to provide information on the financial activity for projects in the SMART Program Quarterly Update. **The Budget Activity Report may give some indication about project activity, but it does not give the status of a project and should be used in conjunction with the School Spotlight construction status reports within this SMART Program Quarterly Update.** In this Budget Activity Report, projects are shown as “financially active” when the project has existing commitments and/or expenses. Project commitments and expenses include, but are not limited to, construction costs, design costs, permitting costs, advertising costs during the planning and procurement phase, equipment, work orders, and Program Management fees.

This Budget Activity Report is for the Third Quarter of the 2019 Fiscal Year that ended on March 31, 2019. The capital budget for the SMART Program currently spans five fiscal years (Program Years 1, 2, 3, 4 & 5). During the third quarter the School Board approved financial impact increases for the following projects; SMART renovations at Atlantic Technical College (Arthur Ashe Campus) \$1.8M, Pompano Beach Elementary \$1.4M, Banyan Elementary \$0.9M, Lake Forest Elementary \$1.2M, Noval High School \$12.0M, Oakridge Elementary \$1.5M, Colbert Elementary \$0.8M, Seagull Alternative High \$1.1M, Pompano Beach Middle \$4.8M, Northeast High \$0.1M, and Hollywood Hills High \$7.2M. There was also a reduction in the budget at Nova Middle of \$0.7M related to the fire sprinkler and fire alarm scope at the middle school being combined with the same scope at Nova High. The fire sprinkler/alarm scope is still being done at Nova Middle; it is just being done within the Nova High construction contract. This report includes detail on the \$1 billion SMART Program funding included in Program Years 1 through 5.

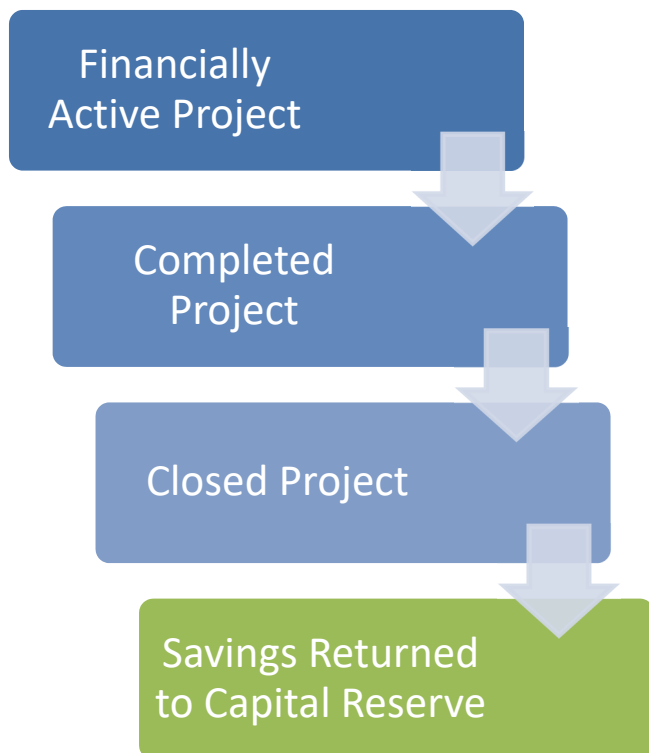
(millions of \$)

SMART Appropriations	Program Year 1 (FY 2015)	Program Year 2 (FY 2016)	Program Year 3 (FY 2017)	Program Year 4 (FY 2018)	Program Year 5 (FY 2019)	Total
Safety	\$ 24.8	\$ 32.7	\$ 25.8	\$ 26.4	\$ 24.4 \$ 28.5	\$ 134.1 \$ 138.2
Music & Art	5.5	9.8	13.5	6.5	6.0 6.5	41.3 41.8
Athletics	1.8	1.8	1.9	1.9	0.0	7.4
Renovation	162.4	150.2	165.6	147.1	156.0 183.6	781.3 808.9
Technology	35.2	20.5	12.8			68.5
Total	\$ 229.7	\$ 215.0	\$ 219.6	\$ 181.9	\$ 186.4 \$ 218.6	\$ 1,032.6 \$ 1,064.8

Introduction: (continued)

The voter approved \$800 million general obligation bonds (GOB) were combined with other non-GOB capital funding to total the \$1 billion SMART Program. Full details of the SMART Program are included in the District's Adopted District Educational Facilities Plan (Adopted DEFP). The first series of the GOB was issued in June 2015 and the second series of the GOB was issued in February 2019. Additional GOB series will be issued in the future to ensure the projects have available funds in-line with the projected construction delivery timelines.

The Budget Activity Report includes a section of Completed and Meets Standard Projects. When projects are marked as complete, meets standards, or complete prior, within the various status report sections (Technology, Music, Construction, etc.) the financial activity for the project is moved into the Completed Meets Standard Projects section. Completed Projects are projects that have had financial activity within the SMART Program and the scope of the project has been completed. **There may be some additional financial activity on these projects as the final payments are made and all the purchase orders are closed-out.** The other category of projects in this section is Meets Standard. This includes projects like the single point of entry projects that were assigned SMART Program funding, but during the planning and scope validation stage it was determined that renovations to implement single point of entry were completed prior to the SMART Program.



The financial life-cycle of a project starts when the project is **financially active**.

At the end of the implement improvements phase projects are marked as **complete**. These projects are in their final inspection for quality assurance, between substantial and final completion, which includes verification that the scope is completed according to approved specifications, final submittals of documents and closing out the vendor contract.

When all of the close-out steps are completed, final payments have been submitted to vendors, and all purchase orders have been reviewed and closed the project is **closed**.

After the project is closed, remaining funds are reported to the School Board and **returned to the District's Capital Reserve**.

Introduction: (continued)

SMART Program Reserve



THE DISTRICT SET ASIDE \$225 MILLION in funding to mitigate potential funding risks in the SMART Program

District Educational Facilities Plan Appropriations (in thousands)							
	Carryover FY 2017	FY 2018	FY 2019	FY 2020	FY 2021	FY 2022	Total
Appropriations							
COPs Debt Service *	\$ 0	\$ 146,881	\$ 160,078	\$ 166,068	\$ 166,762	\$ 170,018	\$ 813,437
Equipment & Building Leases	0	17,119	14,513	11,430	11,442	16,796	71,300
Facilities / Capital Salaries	0	15,200	15,200	15,200	15,200	15,200	76,000
Quality Assurance	0	170	170	170	170	170	850
Maintenance	594	66,000	64,000	64,000	64,000	64,000	322,504
Facility Projects	22,750	7,300	0	0	0	0	30,050
SMART Program	537,874	138,888	178,882	0	0	0	855,444
SMART Program Reserve	71,042	658	18,354	59,839	69,807	0	219,700
Charter Schools - State PECCO	0	8,319	8,319	8,319	8,319	8,319	41,565
Charter Schools - Local Millage	0	12,711	13,863	16,211	19,824	24,067	66,676

(in thousands of \$)							
	Carryover FY 2017	FY 2018	FY 2019	FY 2020	FY 2021	FY 2022	Total
SMART Program Reserve	71,042	658	18,354	59,839	69,807	0	219,700

\$219 million in the SMART Reserve
 + \$6 million added for additional single point of entry project
\$225 million

Due to Approved Board items thru the end of FY19 Q3 the SMART Reserve balance is currently \$115.3 million (including future years).

Bond Oversight Committee

On January 27, 2015 the School Board approved a resolution to create the Bond Oversight Committee (BOC) to act as an independent citizen's advisory committee to the School Board. The District recognizes the importance of establishing a mechanism to encourage greater accountability, transparency, public support and confidence in the use of GOB funds. Florida TaxWatch, a not-for-profit government watchdog group is providing the BOC independent analysis and recommendations on best practices.

The Budget Activity Report Section is organized in a logical way that includes this Introduction, a Glossary of Terms and Notes to the Budget Activity Report.

Glossary of Terms:

GOB: Funding from the General Obligation Bond

Non-GOB: Funding from all other capital funds.

Original Budget: The budget approved at the May 19, 2015 school board meeting that established the 5-year budgets for the SMART program.

Current Budget: The current approved budget that includes any School Board approved changes that impacted the Original Budget.

Commitment: Project obligation, for example purchase orders, contracts or requisitions.

Financially Active Project: Within this Budget Activity Report, projects are shown as financially active when the project has existing commitments or expenses. Project commitments and expenses include, but are not limited to, advertising costs during the planning and procurement phase, design costs, construction costs, permitting costs, equipment, work orders, and Program Management fees.

Completed Projects: Projects that have had financial activity within the SMART Program and the scope of the project has been completed. There may be some additional financial activity on these projects as the final payments are made and all of the purchase orders are closed-out. When the Facilities Department partially accelerates a phase of a larger project, the project will not be shown as completed in the Budget Activity Report until the entire project is completed. These are noted as partially accelerated for early completion in the School Spotlights.

Meets Standard Projects: Projects that received SMART Program funding but were later determined to already have had the renovations completed prior to the SMART Program (aka **Complete Prior**).

School Board Approved Amendments

Occasionally it will be necessary to make amendments to the SMART Program. When this happens, the School Board will review the request at a School Board meeting as part of their business agenda. When the Board votes to approve a requested amendment, the changes will be reflected in the SMART Program Budget Activity Report. Changes may include project budget increases or decreases made to reflect construction contract awards, and the scheduled delivery of the project. The approved changes are shown in the Budget Activity Report where there is a difference between the “Original Budget”, and the “Current Budget”.

List of Approved SMART Program Amendments

Board Meeting	Agenda Item #	School Name	Project	Approved Increase/ (Decrease)
1/20/16	JJ-1	Crystal Lake MS	Fire Alarm Replacement	\$30,000
1/20/16	JJ-2	Attucks MS	Building Envelope Improvements	182,125
3/9/16	Boundary Hearing Item 1	Gulfstream Academy of Hallandale Beach K-8	Due to combination of schools, \$50k music moved from old Gulfstream MS to newly created K-8	Net Impact = 0
9/7/16	Special School Board Meeting Item 1	Various – Single Point of Entry and other projects that will benefit by completing them together	SMART Program Project Accelerations \$23.9M from Yr 4&5 to Yr 3	Net Impact = 0
1/18/17	FF-1	Various – Music	Accelerate SMART Music Funding \$7M from Yr 4&5 to Yr 3	Net Impact = 0
2/7/17	JJ-8	Markham ES	Accelerate SMART Construction \$9.2M from Yr 4 to Yr 3	Net Impact = 0
4/4/17	JJ-1	McArthur HS	Shift SMART Funding for building 6 into DEFP for new replacement building project	(890,504)
4/4/17	JJ-2	Dillard ES	Accelerate SMART Construction \$154k from Yr 4 to Yr 3	Net Impact = 0
4/4/17	JJ-3	Park Ridge ES	Accelerate SMART Construction \$78k from Yr 5 to Yr 3	Net Impact = 0
5/16/17	JJ-6	Coral Springs Pre-K - 8	Accelerate SMART Construction \$125k from Yr 5 to Yr 3	Net Impact = 0
5/16/17	JJ-7	Hollywood Hills ES	Accelerate SMART Construction \$16k from Yr 5 to Yr 3	Net Impact = 0
5/16/17	JJ-8	Coral Springs MS	Accelerate SMART Construction \$194k from Yr 4 to Yr 3	Net Impact = 0
5/16/17	JJ-9	Indian Trace ES	Accelerate SMART Construction \$297k from Yr 4 to Yr 3	Net Impact = 0

List of Approved SMART Program Amendments
(continued)

Board Meeting	Agenda Item #	School Name	Project	Approved Increase/ (Decrease)
5/16/17	JJ-10	Winston Park ES	Accelerate SMART Construction \$297k from Yr 4 to Yr 3	Net Impact = 0
9/6/17	1	Various Locations – See Completed and Meets Standard Report within the Budget Activity Report Section	When the Board approved the Adopted DEFP FY18, the District recognized shifting funds for single point of entry projects as well as completed technology projects as savings.	
			Technology Savings from Completed Projects	(11,926,730)
			Single Point Savings from Meets Standard Projects	(2,888,000)
9/6/17	1	District-Wide	Additional single point of entry projects as approved in the Adopted DEFP FY18	6,730,000
10/17/17	JJ-2	McNicol Middle	Construction Bid Recommendation - Single Point of Entry	25,000
10/17/17	JJ-3	North Fork Elementary	Construction Bid Recommendation - Single Point of Entry	28,863
10/17/17	JJ-12	Monarch High	Increase of Funds - Track Resurfacing	35,000
10/17/17	JJ-13	Cypress Bay High	Increase of Funds - Track Resurfacing	45,000
10/17/17	JJ-14	Manatee Bay Elementary	Construction Bid Recommendation - SMART Program Renovations	625,661
11/7/17	JJ-10	Indian Ridge Elementary	Construction Bid Recommendation - SMART Program Renovations	945,102
11/7/17	JJ-11	Stranahan High	SMART Funding Reduced and transferred to Accelerated Pool Renovation Project	(204,423)
12/19/17	JJ-8	James Hunt Elementary	Partial Acceleration of SMART Renovations – Replacement of Air Cooled Chiller	Net Impact = 0
12/19/17	JJ-9	Cooper City Elementary	Acceleration of School Choice Enhancement Program	Net Impact = 0
12/19/17	JJ-11	Forest Glen Middle	Additional Funding - Single Point of Entry	178,186
12/19/17	JJ-12	Tradewinds Elementary	Additional Funding - Single Point of Entry	186,560

List of Approved SMART Program Amendments
(continued)

Board Meeting	Agenda Item #	School Name	Project	Approved Increase/ (Decrease)
12/19/17	JJ-13	Larkdale Elementary	Additional Funding - Single Point of Entry	289,410
12/19/17	JJ-14	Coconut Creek Elementary	Construction Bid Recommendation - SMART Program Renovations	517,143
12/19/17	JJ-15	Cypress Elementary	Construction Bid Recommendation - SMART Program Renovations	452,897
1/17/18	JJ-7	Lauderhill 6-12 School	Additional Funding - Single Point of Entry	33,916
1/17/18	JJ-8	Royal Palm Elementary	Additional Funding - Single Point of Entry	44,120
2/21/18	JJ-2	Lauderhill-Paul Turner ES, Park Ridge ES and Winston Park ES	Partial Acceleration of SMART Renovations - Professional Services Agreement	Net Impact = 0
2/21/18	JJ-3	Boulevard Heights ES, Lakeside ES	Partial Acceleration of SMART Renovations - Professional Services Agreement	Net Impact = 0
2/21/18	JJ-4	Hollywood Hills ES, North Andrews Gardens ES	Partial Acceleration of SMART Renovations - Professional Services Agreement	Net Impact = 0
2/21/18	JJ-5	Stephen Foster ES, Sheridan Park ES	Partial Acceleration of SMART Renovations - Professional Services Agreement	Net Impact = 0
2/21/18	JJ-6	Country Hills ES	Partial Acceleration of SMART Renovations - Professional Services Agreement	Net Impact = 0
2/21/18	JJ-7	Sheridan Technical College	Partial Acceleration of SMART Renovations - Professional Services Agreement	Net Impact = 0
2/21/18	JJ-8	Larkdale ES and Panther Run ES	Partial Acceleration of SMART Renovations - Professional Services Agreement	Net Impact = 0
2/21/18	JJ-9	Park Springs ES	Partial Acceleration of SMART Renovations - Professional Services Agreement	Net Impact = 0

List of Approved SMART Program Amendments

(continued)

Board Meeting	Agenda Item #	School Name	Project	Approved Increase/ (Decrease)
3/6/18	JJ-1	Palmview ES and South Plantation HS	Partial Acceleration of SMART Renovations - Professional Services Agreement	Net Impact = 0
3/6/18	JJ-2	Meadowbrook ES, Whispering Pines Ed Ctr, Parkside ES, and Coconut Palm ES	Partial Acceleration of SMART Renovations - Professional Services Agreement	Net Impact = 0
3/6/18	JJ-3	Gulfstream Academy of Hallandale Beach K-8, Harbordale ES and Watkins ES	Partial Acceleration of SMART Renovations - Professional Services Agreement	Net Impact = 0
3/6/18	JJ-4	Dania ES and Driftwood ES	Partial Acceleration of SMART Renovations - Professional Services Agreement	Net Impact = 0
3/6/18	JJ-6	Hunt Elementary	Partial Acceleration of SMART Renovations - Professional Services Agreement	Net Impact = 0
3/6/18	JJ-7	Sheridan Tech College	Partial Acceleration of SMART Renovations - Professional Services Agreement	Net Impact = 0
3/6/18	JJ-12	Stranahan High	SMART Funding Reduced and transferred to New Cafeteria Addition and Renovations Project	(1,200,000)
3/20/18	JJ-1	Pompano Beach HS, Croissant Park ES and Coral Glades HS	Partial Acceleration of SMART Renovations - Professional Services Agreement	Net Impact = 0
3/20/18	JJ-2	Bennett ES, Sunshine ES, Castle Hill Annex and Cross Creek School	Partial Acceleration of SMART Renovations - Professional Services Agreement	Net Impact = 0
3/20/18	JJ-4	Eagle Ridge Elementary School	SMART Renovations	1,047,383
4/10/18	JJ-1	Apollo MS and Welleby Elementary School	Partial Acceleration of SMART Renovations - Professional Services Agreement	Net Impact = 0
4/10/18	JJ-2	Stoneman Douglas HS	Partial Acceleration of SMART Renovations - Professional Services Agreement	Net Impact = 0
4/10/18	JJ-3	Thurgood Marshall Elementary School and Endeavour Primary Learning Center	Partial Acceleration of SMART Renovations - Professional Services Agreement	Net Impact = 0
4/10/18	JJ-5	Cypress Bay HS	Additional Funding - Single Point of Entry	116,336

List of Approved SMART Program Amendments
(continued)

Board Meeting	Agenda Item #	School Name	Project	Approved Increase/ (Decrease)
4/17/18	1	Blanche Ely HS	2 nd GMP Amendment to the Construction Services Agreement – SMART Renovations	7,310,000
4/24/18	JJ-1	Hallandale Magnet HS and Park Trails ES	Partial Acceleration of SMART Renovations - Professional Services Agreement	Net Impact = 0
4/24/18	JJ-2	Sanders Park ES	Partial Acceleration of SMART Renovations - Professional Services Agreement	Net Impact = 0
4/24/18	JJ-3	Stoneman Douglas HS	Partial Acceleration of SMART Renovations - Professional Services Agreement	Net Impact = 0
4/24/18	JJ-5	Cooper City HS, Coral Glades HS, Deerfield Beach HS, Hallandale HS, Monarch HS, Pompano Beach HS, South Plantation HS, and Stoneman Douglas HS	Acceleration of SMART Weight Room Renovations	Net Impact = 0
4/24/18	JJ-7	Stranahan HS	2 nd GMP Amendment to the Construction Services Agreement – SMART Renovations	13,710,000
5/8/18	JJ-1	Cooper City HS	Partial Acceleration of SMART Renovations - Professional Services Agreement	Net Impact = 0
5/8/18	JJ-2	Bethune ES and Sawgrass ES	Partial Acceleration of SMART Renovations - Professional Services Agreement	Net Impact = 0
5/8/18	JJ-3	Sheridan Technical HS and Deerfield Beach HS	Partial Acceleration of SMART Renovations - Professional Services Agreement	Net Impact = 0
5/22/18	JJ-1	Castle Hill ES	Award Construction Agreement – SMART Renovations	1,567,030
5/22/18	JJ-2	Annabel C. Perry Pre-K-8	Award Construction Agreement – SMART Renovations	1,950,037
6/12/18	JJ-1	Coral Springs Pre-K-8 and Westglades MS	Partial Acceleration of SMART Renovations - Professional Services Agreement	Net Impact = 0
6/12/18	JJ-2	Plantation Park ES, Crystal Lake MS, Pines MS and Tradewinds ES	Partial Acceleration of SMART Renovations - Professional Services Agreement	Net Impact = 0

List of Approved SMART Program Amendments

(continued)

Board Meeting	Agenda Item #	School Name	Project	Approved Increase/ (Decrease)
6/26/18	JJ-1	Cooper City ES, Heron Heights ES, Nova Blanche Forman ES, Nova Eisenhower ES and Silver Palms ES	Partial Acceleration of SMART Renovations - Professional Services Agreement	Net Impact = 0
6/26/18	JJ-5	Forest Hills ES	Request for additional funding – SMART Renovations	1,083,601
6/26/18	JJ-6	Bayview ES	Request for additional funding – SMART Renovations	946,739
7/24/18	JJ-1	Griffin Elementary	Award the Construction Agreement - SMART Renovations	1,868,208
7/24/18	JJ-2	Silver Trail Middle	Award the Construction Agreement - SMART Renovations	1,781,150
8/7/18	JJ-11	Quiet Waters Elementary	Award the Construction Agreement - SMART Renovations	1,576,000
9/5/18	JJ-1	Palm Cove Elementary	Award the Construction Agreement - SMART Renovations	1,318,659
9/5/18	JJ-2	Charles W. Flanagan High	Approve GMP Amendment 1 to the Construction Services Agreement	6,793,361
11/7/18	JJ-1	Miramar Elementary	Award the Construction Agreement to DiPompeo Construction Corporation.	2,286,935
11/7/18	JJ-2	McNab Elementary	Award the Construction Agreement to Advanced Roofing, Inc.	1,915,437
11/7/18	JJ-6	Sandpiper Elementary	Approve the request for additional funding.	452,942
12/4/18	JJ-1	Morrow Elementary	Award the Construction Agreement to T&G Corporation	(469,040)
12/4/18	JJ-2	Silver Shores Elementary	Approve the recommendation to award the Construction Agreement to LEGO Construction Company	1,231,560
12/18/18	JJ-1	Tamarac Elementary	Approve the recommendation to award the Construction Agreement to T&G Corporation	(727,343)
12/18/18	JJ-2	Ramblewood Elementary	Approve the recommendation to award the Construction Agreement to Anatom Construction Company	1,353,158
12/18/18	JJ-3	West Hollywood Elementary	Approve the recommendation to award the Construction Agreement to West Construction, Inc.	1,231,160

List of Approved SMART Program Amendments
(continued)

Board Meeting	Agenda Item #	School Name	Project	Approved Increase/ (Decrease)
12/18/18	JJ-4	Northeast High	Approve the Professional Services Agreement with Zyscovich, Inc. · FY19 Impact = \$1,025,000 · FY19 Impact = \$131,000 <i>JJ-1 3/19/19</i> · FY20 Impact = \$16,684,962 <i>Adjusted based on the impact of JJ-1 from 3/19/19</i>	1,025,000 131,000
12/18/18	JJ-8	Silver Lakes Elementary	Approve the request for additional funding for SMART Program Renovations	1,505,741
12/18/18	JJ-9	Rock Island Elementary	Approve the request for additional funding for SMART Program Renovations	1,072,944
1/15/19	JJ-2	Atlantic Technical College, Arthur Ashe Campus	Approve the recommendation to award the Construction Agreement to T&G Corporation	1,836,449
1/15/19	JJ-3	Pompano Beach Elementary	Approve the recommendation to award the Construction Agreement to LEGO Construction Co.	1,390,551
1/15/19	JJ-4	Banyan Elementary	Approve the recommendation to award the Construction Agreement to Sagoma Construction Services	962,979
2/5/19	JJ-1	Lake Forest Elementary	Approve the recommendation to award the Construction Agreement to Advanced Roofing	1,202,142
2/5/19	JJ-3	Nova High School	Approve GMP Amendment 1 to the Construction Services Agreement with James B. Pirtle Construction Company	11,993,745
2/5/19	JJ-3	Nova Middle School	Fire sprinkler and fire alarm scope at Nova Middle School was combined with the project at Nova High School, therefore, the funding from Nova Middle associated with the fire sprinkler and fire alarm are reduced from Nova Middle and added to Nova High (results in a net usage of \$11,291,476 of SMART Reserve funds for Nova High)	(702,269)

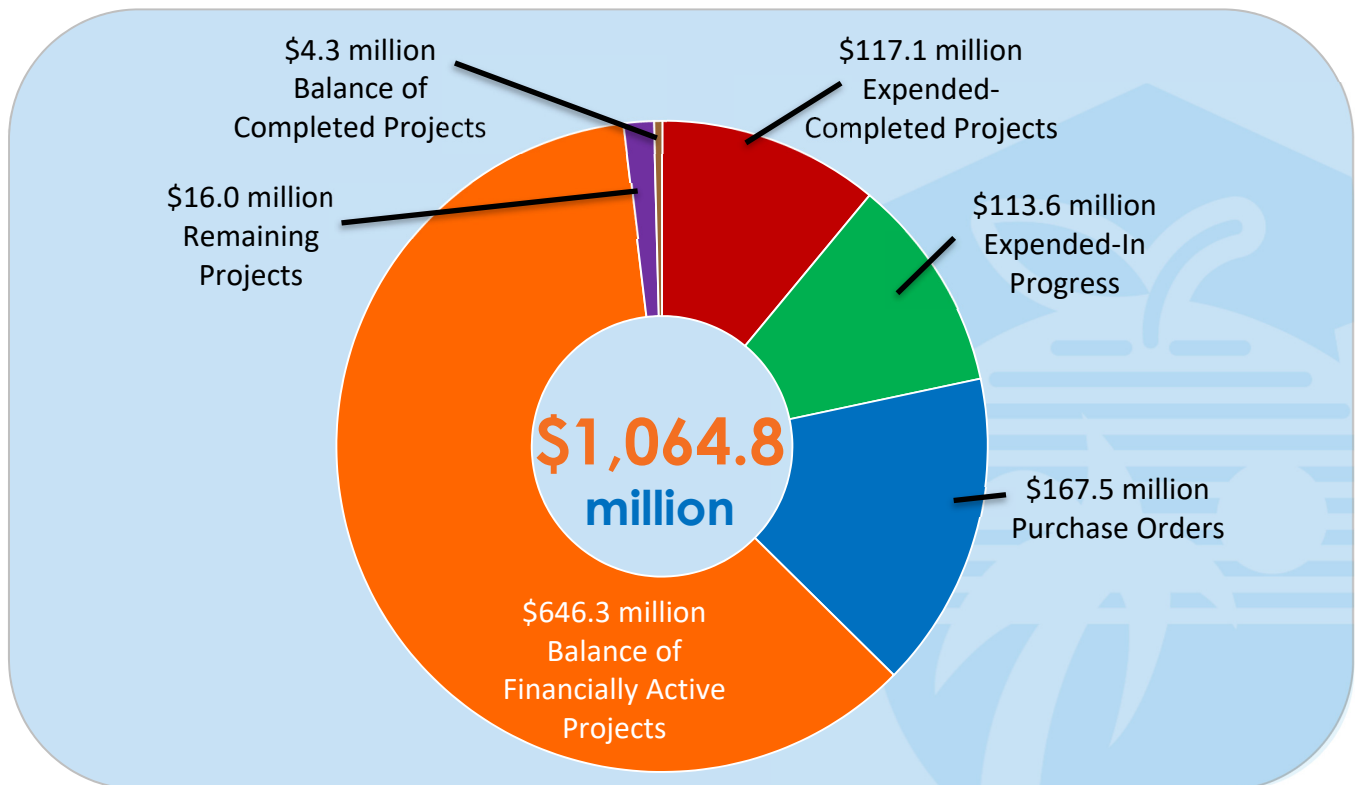
List of Approved SMART Program Amendments
(continued)

Board Meeting	Agenda Item #	School Name	Project	Approved Increase/ (Decrease)
2/20/19	JJ-1	Oakridge Elementary	Approve the recommendation to award the Construction Agreement to OAC Action Construction Corp.	1,473,860
2/20/19	JJ-3	Colbert Museum Magnet	Approve the request for additional funding for SMART Program Renovations	834,903
2/20/19	JJ-6	Pompano Beach Middle	Approve the recommendation to award the Construction Agreement to Thornton Construction Company.	4,787,180
3/19/19	JJ-1	Northeast High	See 12/18/18 JJ-4 for the impact of this agenda item	--
3/19/19	JJ-2	Hollywood Hills High	Approve GMP Amendment 1 to the Construction Services Agreement with Pirtle Construction Company	7,154,351
<p>➤ Original Budget (see page 505)</p>				\$ 987,435,036
<p>➤ Net Increase/(Decrease)</p>				77,382,297
<p>➤ Current Budget (see page 505)</p>				\$ 1,064,817,333

Summary of SMART Program Budget Activity

The table and chart below is a summary of the financial data that is presented in the three sections of the Budget Activity Report.

Budget Activity Report Section	Current Budget	Commitments	Expenditures	Balance
Financially Active Projects	\$ 926,225,218	\$ 166,387,473	\$ 113,540,369	\$ 646,297,376
Completed/Meets Standard Projects	122,564,478	1,137,430	117,132,740	4,294,308
Remaining Projects	16,027,637	0	0	16,027,637
Total	\$ 1,064,817,333	\$ 167,524,903	\$ 230,673,109	\$ 666,619,321



Analysis of Expenditure Changes from Previous Quarter

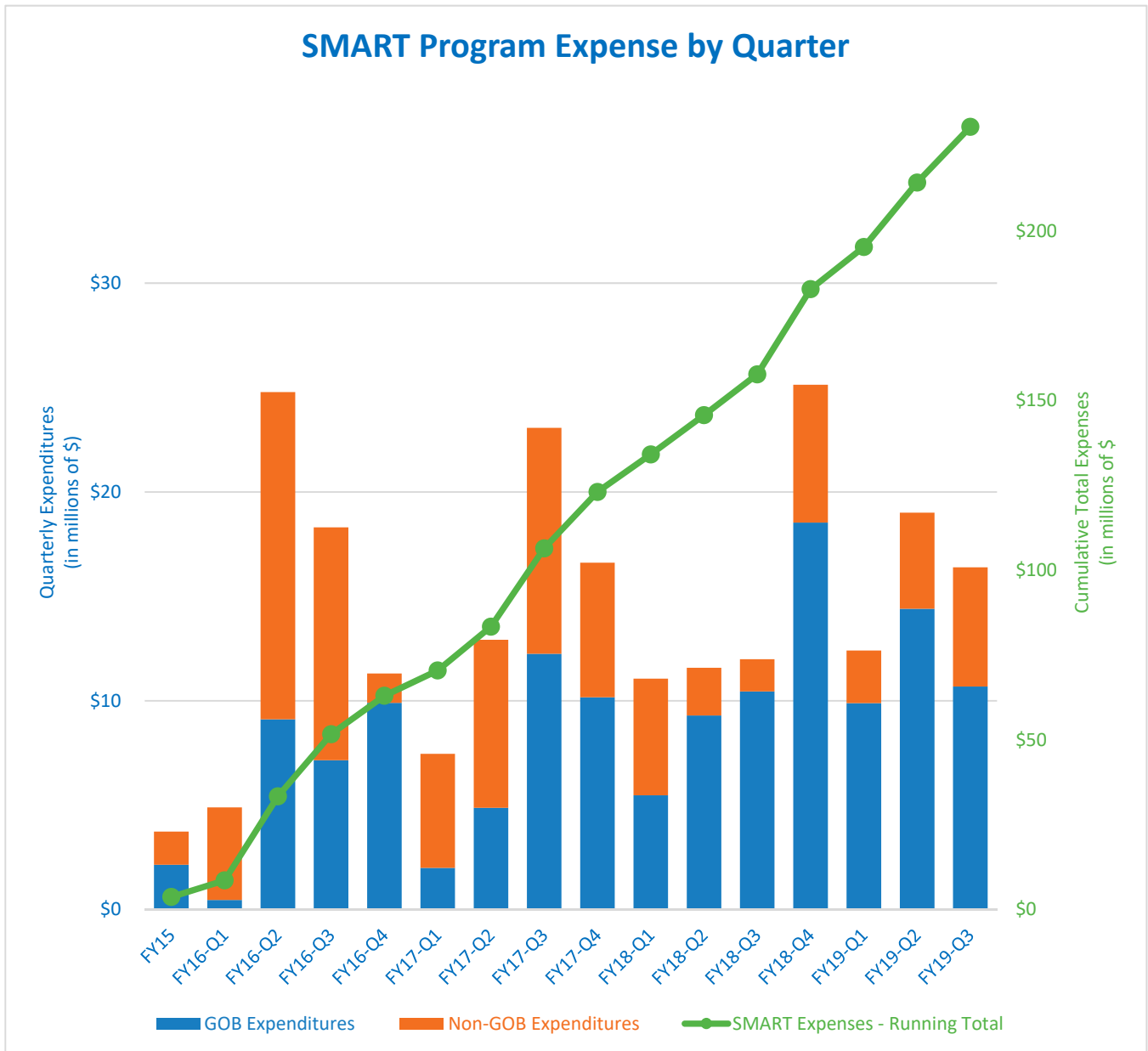
SMART Program Expenditures *	FY19 Q3 (current)	FY19 Q2	Increase (Decrease)
<u>GOB</u>			
Safety	\$ 15,054,391	\$ 13,406,142	\$ 1,648,249
Music & Art	3,097,150	2,765,899	331,251
Athletics	6,370,316	6,124,002	246,314
Renovation	77,353,858	68,954,014	8,399,844
Technology	34,953,263	34,894,213	59,050
GOB Sub-Total	136,828,978	126,144,270	10,684,708
<u>Non-GOB</u>			
Safety	4,968,543	3,441,156	1,527,387
Music & Art	17,325,793	16,970,976	354,817
Athletics	120,555	5,349	115,206
Renovation	33,530,768	29,820,586	3,710,182
Technology	37,898,472	37,898,472	0
Non-GOB Sub-Total	93,844,131	88,136,539	5,707,592
Total	\$ 230,673,109	\$ 214,280,809	\$ 16,392,300

* Project expenditures include, but are not limited to, construction costs, design costs, permitting costs, advertising costs during the planning and procurement phase, equipment, work orders, and Program Management fees.

Expense Chart

This SMART Program Expense by Quarter chart shows the SMART expenditures in each quarter represented in the bar chart as GOB dollars (blue) and Non-GOB dollars (orange), using the scale on the left.

The green line shows the cumulative total of all SMART Program expenses, using the scale on the right.



Notes to Budget Activity Report**1. SMART Program**

The SMART Program includes \$800 million GOB funding and \$265 million of other non-GOB funding for **S**afety, **M**usic and arts, **A**thletics, **R**enovation and **T**echnology projects totaling \$1.1 billion. The District Educational Facilities Plan was amended on May 19, 2015 to incorporate the SMART Program.

2. SMART Cost Allocation Method

To effectively deliver projects at any particular school the Facilities Department may combine several categories in the SMART Program into one project that encompasses the scope of the individual categories under one contract. To report expenditures for each SMART category, all expenses for the combined project will be allocated based on a percentage of the budget for SMART Program categories that were combined.

3. Program Manager Fees Allocation

The projects are being managed by external consultants that are being utilized as Program Managers and will manage a portfolio of projects as owner representatives. Costs for the Program Manager(s) are included in the project budgets and expenses will be prorated proportionate to those project budgets assigned to the Program Manager.

4. Issuance of GOB Funds

On November 4, 2014, the public authorized up to \$800 million in general obligation bonds to fund the SMART program. The planned issuance of these bonds was initially based on five (5) series to align with the needs of the projects in the SMART program. The first series was issued in June 2015 and the second series was issued February 2019. Within the \$800 million authorization, the actual amounts and timing of the future individual series may vary from what was initially planned based on the execution of projects and cash flow projections.



Notes to Budget Activity Report (continued)5. Hierarchy of assigning funds

GOB funds are assigned to projects in the SMART Program in addition to other capital funding. The other capital funds consist of capital millage, impact fees, State funds such as Public Education Capital Outlay (PECO) and other sources which have various restrictions and spending durations.

In assigning projects to a funding source there are many considerations, and generally the funds with the most restrictions are to be utilized for eligible projects first. Since the GOB funds are paid for over a 25-year period, use of GOB funding for technology and educational equipment with a useful life substantially less than the life of the bond, may be limited because of Federal rules.

The funding source for each project in the SMART program is reviewed when:

- **The District adopts the DEFP** – District Educational Facilities Plan (DEFP) is a 5-year budget planning document that is revised annually. The first year of the DEFP is incorporated into the District's capital budget. The DEFP and the Budget is a projection of revenues and a plan to appropriate funding for anticipated expenditures. The DEFP includes revenues from GOB and an appropriation for the SMART program.
- **The District Issues GOB** – During the fiscal year, the District will evaluate cash flow needed for the SMART program and consult with the Facilities and Technology departments to determine if the GOB should be issued in the amount planned in the capital budget. The projects planned to be funded by the GOB will be reviewed. If necessary, the list of projects may be adjusted to meet Federal rules, accommodate changes in project schedules, or maximize the utilization of other capital funding sources.
- **The District combines several categories into one project** – To effectively deliver projects at any particular school the Facilities department may combine several categories in the SMART Program into one project that encompasses the scope of the individual categories under one contract. The funding source for the project will be reviewed based upon the revised scope of the project.



SMART Program Budget Activity Report



Combined Summary Schedule for Quarter Ended Marcy 31, 2019

GOB Referendum Approved by Voters on 11/4/2014 - 52 Months Since Approval

GOB	Original Budget	Current Budget	Prior Years Expenditures	Commitments	Current Year Expenditures	Balance
Safety	\$ 106,732,472	\$ 104,411,546	\$ 8,913,942	\$ 12,880,040	\$ 6,140,449	\$ 76,477,115
Music & Art	17,499,917	17,997,615	1,995,867	1,678,042	1,101,283	13,222,423
Athletics	7,373,360	7,453,360	4,579,771	90,865	1,790,545	992,179
Renovation	629,905,251	644,603,417	52,027,472	95,255,689	25,326,386	471,993,870
Technology	38,489,000	36,825,538	34,332,430	387,323	620,833	1,484,952
GOB Total	\$ 800,000,000	\$ 811,291,476	\$101,849,482	\$ 110,291,959	\$ 34,979,496	\$ 564,170,539

Non-GOB	Original Budget	Current Budget	Prior Years Expenditures	Commitments	Current Year Expenditures	Balance
Safety	\$ 18,821,652	\$ 33,460,307	\$ 1,992,656	\$ 9,873,086	\$ 2,975,887	\$ 18,618,678
Music & Art	23,573,000	23,757,168	15,793,227	1,086,979	1,532,566	5,344,396
Athletics	126,640	137,753	524	8,141	120,031	9,057
Renovation	102,570,744	158,270,545	25,325,382	46,264,738	8,205,386	78,475,039
Technology	42,343,000	37,900,084	37,898,472	0	0	1,612
Non-GOB Total	\$ 187,435,036	\$ 253,525,857	\$ 81,010,261	\$ 57,232,944	\$ 12,833,870	\$ 102,448,782

Total	\$ 987,435,036	\$ 1,064,817,333	\$182,859,743	\$ 167,524,903	\$ 47,813,366	\$ 666,619,321
--------------	-----------------------	-------------------------	----------------------	-----------------------	----------------------	-----------------------

* Project expenditures include, but are not limited to, construction costs, design costs, permitting costs, advertising costs during the planning and procurement phase, equipment, work orders, and Program Management fees.

This is a budget and expenditure activity report, and is not a construction status report.
The accompanying introduction and notes are an integral part of this report.





SMART Program Budget Activity Report



Financially Active Projects Summary Schedule for Quarter Ended March 31, 2019

GOB Referendum Approved by Voters on 11/4/2014 - 52 Months Since Approval

GOB	Original Budget	Current Budget	Prior Years Expenditures	Commitments	Current Year Expenditures	Balance
Safety	\$ 102,770,175	\$ 101,151,518	\$ 6,955,109	\$ 12,620,897	\$ 5,212,397	\$ 76,363,115
Music & Art	15,747,917	16,245,615	1,536,458	1,674,944	1,049,019	11,985,194
Athletics	296,360	296,360	3,660	13,096	222,021	57,583
Renovation	612,703,251	627,401,417	44,300,080	95,161,461	24,041,839	463,898,037
Technology	11,000,000	11,000,000	8,506,892	387,323	620,833	1,484,952
GOB Total	\$ 742,517,703	\$ 756,094,910	\$ 61,302,199	\$ 109,857,721	\$ 31,146,109	\$ 553,788,881

Non-GOB	Original Budget	Current Budget	Prior Years Expenditures	Commitments	Current Year Expenditures	Balance
Safety	\$ 18,788,035	\$ 33,102,488	\$ 1,787,325	\$ 9,870,873	\$ 2,832,571	\$ 18,611,719
Music & Art	4,773,000	4,957,168	510,170	397,387	634,656	3,414,955
Athletics	5,640	16,753	524	8,141	407	7,681
Renovation	72,070,044	132,053,899	7,205,312	46,253,351	8,121,096	70,474,140
Non-GOB Total	\$ 95,636,719	\$ 170,130,308	\$ 9,503,331	\$ 56,529,752	\$ 11,588,730	\$ 92,508,495

Total	\$ 838,154,422	\$ 926,225,218	\$ 70,805,530	\$ 166,387,473	\$ 42,734,839	\$ 646,297,376
--------------	-----------------------	-----------------------	----------------------	-----------------------	----------------------	-----------------------

* Project expenditures include, but are not limited to, construction costs, design costs, permitting costs, advertising costs during the planning and procurement phase, equipment, work orders, and Program Management fees.

This is a budget and expenditure activity report, and is not a construction status report.
The accompanying introduction and notes are an integral part of this report.



SMART Program Budget Activity Report

Financially Active Projects Detail Schedule

for Quarter Ended March 31, 2019



GOB Referendum Approved by Voters on 11/4/2014 - 52 Months Since Approval

School/ Project	Original Budget	Current Budget	Prior Years Expenditures	Commitments	Current Year Expenditures	Balance
Anderson, Boyd H. High School						
ADA renovations related to educational adequacy, Building Envelope Improvements (Roof, Window, Ext Wall, etc.), HVAC Improvements, Safety / Security Upgrade, STEM Lab improvements Project Number: P.001846	5,274,000	5,274,000	676,268	154,826	106,431	4,336,475
Apollo Middle School						
Building Envelope Improvements (Roof, Window, Ext Wall, etc.), Fire Sprinklers, HVAC Improvements, Media Center improvements, Safety / Security Upgrade Project Number: P.002110	6,915,000	6,915,000	-	378,601	131,399	6,405,000
Atlantic Technical College						
Building Envelope Improvements (Roof, Window, Ext Wall, etc.), Fire Sprinklers, IAQ Repairs - HVAC, Media Center improvements Project Number: P.000415	8,952,000	8,952,000	641,159	218,373	337,163	7,755,305
Atlantic Technical, Arthur Ashe, Jr Campus						
Building Envelope Improvements (Roof, Window, Ext Wall, etc.), Fire Alarm Project Number: P.001959	1,242,000	3,078,449	110,132	2,503,301	19,888	445,128
Atlantic West Elementary School						
Building Envelope Improvements (Roof, Window, Ext Wall, etc.), Fire Sprinklers, HVAC Improvements, Media Center improvements Project Number: P.001796	2,617,000	2,617,000	236,806	60,639	25,148	2,294,407

* Project expenditures include, but are not limited to, construction costs, design costs, permitting costs, advertising costs during the planning and procurement phase, equipment, work orders, and Program Management fees.

This is a budget and expenditure activity report, and is not a construction status report. The accompanying introduction and notes are an integral part of this report.



SMART Program Budget Activity Report

Financially Active Projects Detail Schedule

for Quarter Ended March 31, 2019



GOB Referendum Approved by Voters on 11/4/2014 - 52 Months Since Approval

School/ Project	Original Budget	Current Budget	Prior Years Expenditures	Commitments	Current Year Expenditures	Balance
Atlantic West Elementary School						
School Choice Enhancement Project Number: p.002104	100,000	100,000	58,011	27,789	14,200	-
Attucks Middle School						
Building Envelope Improvements (Roof, Window, Ext Wall, etc.), Media Center improvements Project Number: p.001633	1,201,000	1,383,125	136,076	47,411	190,632	1,009,006
Electrical Improvements, HVAC Improvements, Provide Fire Sprinkler Protection Install New Fire Alarm Project Number: P.001686	3,040,778	3,040,778	242,459	68,665	103,997	2,625,657
Bair Middle School						
Building Envelope Improvements (Roof, Window, Ext Wall, etc.), Fire Alarm, HVAC Improvements, Media Center improvements, Safety / Security Upgrade Project Number: P.002044	1,517,000	1,517,000	60,417	82,493	51,827	1,322,263
Banyan Elementary School						
School Choice Enhancement Project Number: P.001767	100,000	100,000	12,875	8,370	37,309	41,446
Building Envelope Improvements (Roof, Window, Ext Wall, etc.), HVAC Improvements, Media Center improvements Project Number: P.001944	1,243,000	2,205,979	144,662	1,740,642	18,198	302,477
Bayview Elementary School						
Building Envelope Improvements (Roof, Window, Ext Wall, etc.), HVAC Improvements Project Number: P.001786	1,742,000	2,688,739	374,503	1,913,949	43,381	356,906
School Choice Enhancement Project Number: P.002172	100,000	100,000	28,119	-	68,339	3,542

* Project expenditures include, but are not limited to, construction costs, design costs, permitting costs, advertising costs during the planning and procurement phase, equipment, work orders, and Program Management fees.

This is a budget and expenditure activity report, and is not a construction status report.
The accompanying introduction and notes are an integral part of this report.



SMART Program Budget Activity Report

Financially Active Projects Detail Schedule

for Quarter Ended March 31, 2019



GOB Referendum Approved by Voters on 11/4/2014 - 52 Months Since Approval

School/ Project	Original Budget	Current Budget	Prior Years Expenditures	Commitments	Current Year Expenditures	Balance
Bennett Elementary School						
Music Instruments Project Number: 020185009	50,000	50,000	23,101	20,087	6,659	153
Building Envelope Improvements (Roof, Window, Ext Wall, etc.), Fire Alarm, HVAC Improvements, Media Center improvements Project Number: p.002085	1,814,000	1,814,000	26,227	146,271	59,982	1,581,520
Bethune, Mary M. Elementary School						
Building Envelope Improvements (Roof, Window, Ext Wall, etc.), HVAC Improvements, Replacement of building 4, Replacement of building 6 Project Number: p.002125	3,151,000	3,151,000	-	257,970	24,030	2,869,000
Boulevard Heights Elementary School						
Art Room Renovation and Equipment, Building Envelope Improvements (Roof, Window, Ext Wall, etc.), HVAC Improvements, Music Room Renovation, Replacement of building 1, Replacement of building 4 Project Number: p.002065	3,790,000	3,790,000	87,856	165,124	151,815	3,385,205
School Choice Enhancement Project Number: P.002216	100,000	100,000	3,418	29,321	55,748	11,513
Bright Horizons Center						
Building Envelope Improvements (Roof, Window, Ext Wall, etc.), Fire Alarm, Fire Sprinklers, HVAC Improvements Project Number: P.001974	1,663,000	1,663,000	134,087	36,270	24,789	1,467,854
School Choice Enhancement Project Number: P.002214	100,000	100,000	-	54,028	16,972	29,000

* Project expenditures include, but are not limited to, construction costs, design costs, permitting costs, advertising costs during the planning and procurement phase, equipment, work orders, and Program Management fees.

This is a budget and expenditure activity report, and is not a construction status report. The accompanying introduction and notes are an integral part of this report.



SMART Program Budget Activity Report

Financially Active Projects Detail Schedule

for Quarter Ended March 31, 2019



GOB Referendum Approved by Voters on 11/4/2014 - 52 Months Since Approval

School/ Project	Original Budget	Current Budget	Prior Years Expenditures	Commitments	Current Year Expenditures	Balance
Broadview Elementary School						
Building Envelope Improvements (Roof, Window, Ext Wall, etc.), Conversion of Existing Space to Music and/or Art Lab(s), Electrical Improvements, Fire Alarm, Fire Sprinklers, HVAC Improvements, Media Center improvements, Music Room Renovation Project Number: p.001638	2,791,386	2,791,386	421,969	62,286	48,524	2,258,607
School Choice Enhancement Project Number: p.001893	100,000	100,000	-	64,403	27,500	8,097
Broward Estates Elementary School						
Building Envelope Improvements (Roof, Window, Ext Wall, etc.), HVAC Improvements Project Number: P.002037	2,763,000	2,763,000	105,632	109,751	112,483	2,435,134
Castle Hill Annex						
Building Envelope Improvements (Roof, Window, Ext Wall, etc.), Fire Alarm, HVAC Improvements, Media Center improvements Project Number: p.002092	644,000	644,000	-	75,081	30,416	538,503
Castle Hill Elementary School						
Building Envelope Improvements (Roof, Window, Ext Wall, etc.), Fire Alarm, Fire Sprinklers, HVAC Improvements, Media Center improvements Project Number: p.001661	2,109,000	3,676,030	307,146	2,920,966	89,324	358,594

* Project expenditures include, but are not limited to, construction costs, design costs, permitting costs, advertising costs during the planning and procurement phase, equipment, work orders, and Program Management fees.

This is a budget and expenditure activity report, and is not a construction status report. The accompanying introduction and notes are an integral part of this report.



SMART Program Budget Activity Report

Financially Active Projects Detail Schedule

for Quarter Ended March 31, 2019



GOB Referendum Approved by Voters on 11/4/2014 - 52 Months Since Approval

School/ Project	Original Budget	Current Budget	Prior Years Expenditures	Commitments	Current Year Expenditures	Balance
Central Park Elementary School						
ADA Stage Lift, Building Envelope Improvements (Roof, Window, Ext Wall, etc.), Conversion of Existing Space to Music and/or Art Lab(s), Fire Sprinklers, HVAC Improvements, Music Room Renovation, Safety / Security Upgrade Project Number: P.001757	4,927,475	4,927,475	474,397	126,989	42,052	4,284,037
School Choice Enhancement Project Number: P.001894	100,000	100,000	59,109	-	919	39,972
Challenger Elementary School						
Building Envelope Improvements (Roof, Window, Ext Wall, etc.), Conversion of Existing Space to Music and/or Art Lab(s), Fire Alarm, HVAC Improvements, Music Room Renovation Project Number: P.002040	1,349,000	1,349,000	64,933	70,810	57,124	1,156,133
School Choice Enhancement Project Number: P.002276	100,000	100,000	-	62,311	15,035	22,654
Chapel Trail Elementary School						
Building Envelope Improvements (Roof, Window, Ext Wall, etc.), Fire Alarm, HVAC Improvements Project Number: P.001732	1,688,000	1,688,000	369,916	47,904	14,405	1,255,775
School Choice Enhancement Project Number: P.001853	100,000	100,000	45,831	36,016	18,153	-

* Project expenditures include, but are not limited to, construction costs, design costs, permitting costs, advertising costs during the planning and procurement phase, equipment, work orders, and Program Management fees.

This is a budget and expenditure activity report, and is not a construction status report. The accompanying introduction and notes are an integral part of this report.



SMART Program Budget Activity Report

Financially Active Projects Detail Schedule

for Quarter Ended March 31, 2019



GOB Referendum Approved by Voters on 11/4/2014 - 52 Months Since Approval

School/ Project	Original Budget	Current Budget	Prior Years Expenditures	Commitments	Current Year Expenditures	Balance
Coconut Creek Elementary School						
Building Envelope Improvements (Roof, Window, Ext Wall, etc.), Fire Alarm, Fire Sprinklers, Media Center improvements, Replace existing classroom unit ventilators (approximately 43 classrooms) with new unit ventilators, duct and diffusers, Project Number: P.001413	4,527,618	5,044,761	713,319	240,649	3,468,185	622,608
School Choice Enhancement Project Number: P.001720	100,000	100,000	96,057	327	3,614	2
Coconut Creek High School						
Auditorium Accessibility, Building Envelope Improvements (Roof, Window, Ext Wall, etc.), Fire Alarm, HVAC Improvements, Media Center improvements, Safety / Security Upgrade, STEM Lab improvements Project Number: P.001753	4,842,000	4,842,000	255,285	148,441	126,732	4,311,542
School Choice Enhancement Project Number: P.002174	100,000	100,000	4,736	2,418	88,076	4,770
Coconut Palm Elementary School						
School Choice Enhancement Project Number: P.001812	100,000	100,000	47,495	9,665	40,118	2,722
Building Envelope Improvements (Roof, Window, Ext Wall, etc.), Fire Alarm, HVAC Improvements Project Number: p.002088	1,056,000	1,056,000	-	60,676	88,066	907,258

* Project expenditures include, but are not limited to, construction costs, design costs, permitting costs, advertising costs during the planning and procurement phase, equipment, work orders, and Program Management fees.

This is a budget and expenditure activity report, and is not a construction status report. The accompanying introduction and notes are an integral part of this report.



SMART Program Budget Activity Report

Financially Active Projects Detail Schedule

for Quarter Ended March 31, 2019



GOB Referendum Approved by Voters on 11/4/2014 - 52 Months Since Approval

School/ Project	Original Budget	Current Budget	Prior Years Expenditures	Commitments	Current Year Expenditures	Balance
Colbert Elementary School						
Building Envelope Improvements (Roof, Window, Ext Wall, etc.), HVAC Improvements, Safety / Security Upgrade Project Number: P.001937	756,000	1,590,903	69,741	1,276,175	6,452	238,535
School Choice Enhancement Project Number: P.002035	100,000	100,000	29,859	65,564	325	4,252
Collins Elementary School						
Building Envelope Improvements (Roof, Window, Ext Wall, etc.), Electrical Improvements, Fire Alarm, Fire Sprinklers, HVAC Improvements, Media Center improvements, Restroom Renovations, Safety / Security Upgrade Project Number: P.001659	1,774,000	1,774,000	82,194	71,643	58,809	1,561,354
School Choice Enhancement Project Number: P.002213	100,000	100,000	-	33,661	56,196	10,143
Cooper City Elementary School						
Building Envelope Improvements (Roof, Window, Ext Wall, etc.), Fire Alarm, Fire Sprinklers, HVAC Improvements, Media Center improvements Project Number: P.002150	867,000	867,000	-	60,555	39,449	766,996
Cooper City High School						
Building Envelope Improvements (Roof, Window, Ext Wall, etc.), Electrical Improvements, Fire Sprinklers, HVAC Improvements, Replacement of building 5, Safety / Security Upgrade, STEM Lab improvements Project Number: p.002133	8,609,000	8,609,000	-	532,015	185,983	7,891,002

* Project expenditures include, but are not limited to, construction costs, design costs, permitting costs, advertising costs during the planning and procurement phase, equipment, work orders, and Program Management fees.

This is a budget and expenditure activity report, and is not a construction status report. The accompanying introduction and notes are an integral part of this report.



SMART Program Budget Activity Report

Financially Active Projects Detail Schedule

for Quarter Ended March 31, 2019



GOB Referendum Approved by Voters on 11/4/2014 - 52 Months Since Approval

School/ Project	Original Budget	Current Budget	Prior Years Expenditures	Commitments	Current Year Expenditures	Balance
Coral Cove Elementary School						
HVAC Improvements Project Number: p.002122	148,000	148,000	-	28,275	22,796	96,929
Coral Glades High School						
Building Envelope Improvements (Roof, Window, Ext Wall, etc.), Fire Alarm, HVAC Improvements Project Number: p.002080	2,366,000	2,366,000	14,972	154,385	45,642	2,151,001
Coral Park Elementary School						
School Choice Enhancement Project Number: P.001764	100,000	100,000	9,895	59,775	15,943	14,387
Building Envelope Improvements (Roof, Window, Ext Wall, etc.), Health & Safety/Fire Sprinkler Protection Exterior- Replace existing Project Number: P.002045	1,681,000	1,681,000	65,676	148,813	35,566	1,430,945
Coral Springs Pre-K - 8						
Building Envelope Improvements (Roof, Window, Ext Wall, etc.), HVAC Improvements, Media Center improvements Project Number: p.001982	2,538,000	2,538,000	112,221	144,952	101,878	2,178,949
Coral Springs High School						
Building Envelope Improvements (Roof, Window, Ext Wall, etc.), Electrical Improvements, Fire Sprinklers, HVAC Improvements, Media Center improvements, STEM Lab improvements Project Number: P.001765	11,171,000	11,171,000	868,430	336,127	130,538	9,835,905
Weight Room Renovation Project Number: P.002018	121,000	121,000	-	-	100,681	20,319

* Project expenditures include, but are not limited to, construction costs, design costs, permitting costs, advertising costs during the planning and procurement phase, equipment, work orders, and Program Management fees.

This is a budget and expenditure activity report, and is not a construction status report.
The accompanying introduction and notes are an integral part of this report.



SMART Program Budget Activity Report

Financially Active Projects Detail Schedule

for Quarter Ended March 31, 2019



GOB Referendum Approved by Voters on 11/4/2014 - 52 Months Since Approval

School/ Project	Original Budget	Current Budget	Prior Years Expenditures	Commitments	Current Year Expenditures	Balance
Coral Springs Middle School						
Building Envelope Improvements (Roof, Window, Ext Wall, etc.), HVAC Improvements, Media Center improvements Project Number: P.001979	10,502,000	10,502,000	413,292	487,801	304,832	9,296,075
School Choice Enhancement Project Number: P.002239	100,000	100,000	-	38,696	53,651	7,653
Country Hills Elementary School						
Building Envelope Improvements (Roof, Window, Ext Wall, etc.), Fire Sprinklers, HVAC Improvements Project Number: p.002063	4,413,000	4,413,000	-	233,013	220,324	3,959,663
Country Isles Elementary School						
Fire Alarm, HVAC Improvements, Media Center improvements Project Number: P.002002	558,000	558,000	19,219	43,926	43,179	451,676
Cresthaven Elementary School						
ADA Restrooms, Building Envelope Improvements (Roof, Window, Ext Wall, etc.), HVAC Improvements Project Number: p.001676	4,416,123	4,416,123	-	-	85	4,416,038
Croissant Park Elementary School						
Building Envelope Improvements (Roof, Window, Ext Wall, etc.), Fire Alarm, Fire Sprinklers, HVAC Improvements Project Number: p.002086	3,661,000	3,661,000	20,939	179,839	136,637	3,323,585
Cross Creek School						
Building Envelope Improvements (Roof, Window, Ext Wall, etc.), Fire Alarm, HVAC Improvements Project Number: p.002081	1,260,000	1,260,000	18,636	109,805	52,311	1,079,248

* Project expenditures include, but are not limited to, construction costs, design costs, permitting costs, advertising costs during the planning and procurement phase, equipment, work orders, and Program Management fees.

This is a budget and expenditure activity report, and is not a construction status report. The accompanying introduction and notes are an integral part of this report.



SMART Program Budget Activity Report

Financially Active Projects Detail Schedule

for Quarter Ended March 31, 2019



GOB Referendum Approved by Voters on 11/4/2014 - 52 Months Since Approval

School/ Project	Original Budget	Current Budget	Prior Years Expenditures	Commitments	Current Year Expenditures	Balance
Crystal Lake Middle School						
ADA Renovate Restroom, Building Envelope Improvements (Roof, Window, Ext Wall, etc.), Conversion of Existing Space to Music and/or Art Lab(s), HVAC Improvements, Install Fire Alarm, Media Center improvements Project Number: p.000816	2,205,525	2,235,525	45,765	113,454	105,625	1,970,681
Cypress Bay High School						
Building Envelope Improvements (Roof, Window, Ext Wall, etc.), CR Addition to allow for removal of portable buildings, HVAC Improvements, Safety / Security Upgrade Project Number: P.001774	13,739,000	13,739,000	1,038,482	3,244,196	579,588	8,876,734
Cypress Elementary School						
Building Envelope Improvements (Roof, Window, Ext Wall, etc.), Fire Sprinklers, Media Center improvements, Replace existing classroom unit ventilators (approximately 42) with new unit ventilators, duct and diffusers, etc., Safety / Security Upgrade Project Number: P.001412	3,299,167	3,752,064	250,806	88,720	2,849,322	563,216
Cypress Run Education Center						
HVAC Improvements Project Number: p.002120	77,000	77,000	305	23,325	21,185	32,185

* Project expenditures include, but are not limited to, construction costs, design costs, permitting costs, advertising costs during the planning and procurement phase, equipment, work orders, and Program Management fees.

This is a budget and expenditure activity report, and is not a construction status report. The accompanying introduction and notes are an integral part of this report.



SMART Program Budget Activity Report

Financially Active Projects Detail Schedule

for Quarter Ended March 31, 2019



GOB Referendum Approved by Voters on 11/4/2014 - 52 Months Since Approval

School/ Project	Original Budget	Current Budget	Prior Years Expenditures	Commitments	Current Year Expenditures	Balance
Dandy, William Middle School						
Building Envelope Improvements (Roof, Window, Ext Wall, etc.), Fire Alarm, Fire Sprinklers, HVAC Improvements, Replacement of building 18, Safety / Security Upgrade Project Number: P.001900	3,195,000	3,195,000	242,869	98,900	75,752	2,777,479
School Choice Enhancement Project Number: P.002181	100,000	100,000	13,658	8,206	71,585	6,551
Dania Elementary School						
Art Room Renovation and Equipment, Building Envelope Improvements (Roof, Window, Ext Wall, etc.), Electrical Improvements, Media Center improvements, Music Room Renovation, Replacement of building 2, Safety / Security Upgrade Project Number: p.002061	2,502,000	2,502,000	-	213,350	58,003	2,230,647
Dave Thomas Education Center						
Building Envelope Improvements (Roof, Window, Ext Wall, etc.), HVAC Improvements Project Number: P.001972	758,000	758,000	72,920	25,526	12,350	647,204
Davie Elementary School						
Building Envelope Improvements (Roof, Window, Ext Wall, etc.), Fire Sprinklers, HVAC Improvements, Media Center improvements, Safety / Security Upgrade Project Number: P.001899	2,876,000	2,876,000	179,072	128,038	78,593	2,490,297
School Choice Enhancement Project Number: P.002182	100,000	100,000	-	17,213	81,149	1,638

* Project expenditures include, but are not limited to, construction costs, design costs, permitting costs, advertising costs during the planning and procurement phase, equipment, work orders, and Program Management fees.

This is a budget and expenditure activity report, and is not a construction status report. The accompanying introduction and notes are an integral part of this report.



SMART Program Budget Activity Report

Financially Active Projects Detail Schedule

for Quarter Ended March 31, 2019



GOB Referendum Approved by Voters on 11/4/2014 - 52 Months Since Approval

School/ Project	Original Budget	Current Budget	Prior Years Expenditures	Commitments	Current Year Expenditures	Balance
Deerfield Beach Elementary School						
Building Envelope Improvements (Roof, Window, Ext Wall, etc.), Fire Alarm, Fire Sprinklers, HVAC Improvements, Media Center improvements, Renovations to Building 1 (Historic) Project Number: P.001820	5,157,000	5,157,000	379,476	153,464	46,593	4,577,467
School Choice Enhancement Project Number: P.001960	100,000	100,000	-	23,528	36,350	40,122
Deerfield Beach High School						
Fire Sprinklers, Roof Repairs and HVAC Project Number: P.001694	8,774,000	8,774,000	1,042,389	128,248	74,878	7,528,485
Deerfield Beach Middle School						
Building Envelope Improvements (Roof, Window, Ext Wall, etc.), Fire Alarm, Fire Sprinklers, HVAC Improvements, Media Center improvements Project Number: p.002142	4,333,000	4,333,000	-	-	24,556	4,308,444
Deerfield Park Elementary School						
Building Envelope Improvements (Roof, Window, Ext Wall, etc.), Fire Alarm, Fire Sprinklers, HVAC Improvements, PE/Athletic Improvements Project Number: P.002036	5,240,000	5,240,000	325,765	198,799	67,069	4,648,367
School Choice Enhancement Project Number: p.002314	100,000	100,000	-	33,896	-	66,104

* Project expenditures include, but are not limited to, construction costs, design costs, permitting costs, advertising costs during the planning and procurement phase, equipment, work orders, and Program Management fees.

This is a budget and expenditure activity report, and is not a construction status report. The accompanying introduction and notes are an integral part of this report.



SMART Program Budget Activity Report

Financially Active Projects Detail Schedule

for Quarter Ended March 31, 2019



GOB Referendum Approved by Voters on 11/4/2014 - 52 Months Since Approval

School/ Project	Original Budget	Current Budget	Prior Years Expenditures	Commitments	Current Year Expenditures	Balance
Dillard 6-12 School						
Building Envelope Improvements (Roof, Window, Ext Wall, etc.), Electrical Improvements, Fire Sprinklers, HVAC Improvements, Safety / Security Upgrade Project Number: P.001726	4,232,000	4,232,000	393,476	72,503	41,160	3,724,861
School Choice Enhancement Project Number: p.002078	100,000	100,000	63,844	33,900	129	2,127
Dillard Elementary School						
Building Envelope Improvements (Roof, Window, Ext Wall, etc.), HVAC Improvements Project Number: P.001915	1,677,000	1,677,000	179,463	71,207	95,902	1,330,428
School Choice Enhancement Project Number: p.002269	100,000	100,000	-	1,317	80,312	18,371
Discovery Elementary School						
HVAC Improvements Project Number: p.002118	150,000	150,000	-	24,680	-	125,320
District Wide - (Facilities Department)						
Single Point of Entry Upgrade Project Number: SP-A85010	9,074,703	13,494,892	1,122,716	2,757,647	2,925,792	6,688,737
District Wide (Applied Learning)						
Art Replacement Kilns Project Number: 973185006	392,000	392,000	117,003	140,021	94,860	40,116
Drama Staging, Lighting, & Sound Project Number: 973185007	1,300,000	1,300,000	-	497,734	322,593	479,673
Dolphin Bay Elementary School						
School Choice Enhancement Project Number: P.001958	100,000	100,000	62,925	239	36,711	125

* Project expenditures include, but are not limited to, construction costs, design costs, permitting costs, advertising costs during the planning and procurement phase, equipment, work orders, and Program Management fees.

This is a budget and expenditure activity report, and is not a construction status report. The accompanying introduction and notes are an integral part of this report.



SMART Program Budget Activity Report

Financially Active Projects Detail Schedule

for Quarter Ended March 31, 2019



GOB Referendum Approved by Voters on 11/4/2014 - 52 Months Since Approval

School/ Project	Original Budget	Current Budget	Prior Years Expenditures	Commitments	Current Year Expenditures	Balance
Drew, Charles Elementary School						
Building Envelope Improvements (Roof, Window, Ext Wall, etc.), Fire Alarm, Fire Sprinklers, HVAC Improvements Project Number: P.001818	3,017,000	3,017,000	279,769	66,506	54,237	2,616,488
School Choice Enhancement Project Number: p.002124	100,000	100,000	88,259	6,072	5,666	3
Drew, Charles Family Resource Center						
Building Envelope Improvements (Roof, Window, Ext Wall, etc.), HVAC Improvements, Media Center improvements, Replacement of building 3, Replacement of building 5, Replacement of building 6 Project Number: P.001848	3,278,000	3,278,000	146,703	89,425	136,482	2,905,390
Driftwood Elementary School						
Building Envelope Improvements (Roof, Window, Ext Wall, etc.), Fire Sprinklers, HVAC Improvements Project Number: p.002064	1,735,000	1,735,000	35	140,360	74,447	1,520,158
School Choice Enhancement Project Number: P.002164	100,000	100,000	7,011	30,029	12,961	49,999

* Project expenditures include, but are not limited to, construction costs, design costs, permitting costs, advertising costs during the planning and procurement phase, equipment, work orders, and Program Management fees.

This is a budget and expenditure activity report, and is not a construction status report.
The accompanying introduction and notes are an integral part of this report.



SMART Program Budget Activity Report

Financially Active Projects Detail Schedule

for Quarter Ended March 31, 2019



GOB Referendum Approved by Voters on 11/4/2014 - 52 Months Since Approval

School/ Project	Original Budget	Current Budget	Prior Years Expenditures	Commitments	Current Year Expenditures	Balance
Driftwood Middle School						
Art Room Renovation and Equipment, Building Envelope Improvements (Roof, Window, Ext Wall, etc.), Conversion of Existing Space to Music and/or Art Lab(s), Electrical Improvements, Fire Sprinklers, HVAC Improvements, Media Center improvements, Safety / Sec Project Number: P.001837	5,544,000	5,544,000	335,553	142,963	49,714	5,015,770
School Choice Enhancement Project Number: P.002164	100,000	100,000	7,011	30,029	12,961	49,999
Eagle Point Elementary School						
Art Room Renovation and Equipment, Building Envelope Improvements (Roof, Window, Ext Wall, etc.), Conversion of Existing Space to Music and/or Art Lab(s), Fire Alarm, HVAC Improvements, Music Room Renovation Project Number: P.001746	4,820,000	4,820,000	523,476	101,905	54,556	4,140,063
Eagle Ridge Elementary School						
Fire Alarm, HVAC Improvements Project Number: P.001722	2,259,000	3,306,383	561,799	83,972	2,265,625	394,987

* Project expenditures include, but are not limited to, construction costs, design costs, permitting costs, advertising costs during the planning and procurement phase, equipment, work orders, and Program Management fees.

This is a budget and expenditure activity report, and is not a construction status report. The accompanying introduction and notes are an integral part of this report.



SMART Program Budget Activity Report

Financially Active Projects Detail Schedule for Quarter Ended March 31, 2019



GOB Referendum Approved by Voters on 11/4/2014 - 52 Months Since Approval

School/ Project	Original Budget	Current Budget	Prior Years Expenditures	Commitments	Current Year Expenditures	Balance
Ely, Blanche High School						
ADA Stage Lift, Building Envelope Improvements (Roof, Window, Ext Wall, etc.), Fire Sprinklers, Gymnasium Accessibility, HVAC Improvements, IAQ & Fascia Replacement, Media Center improvements, Outdoor Dining Renovation, STEM Lab improvements Project Number: P.001646	16,765,986	24,075,986	1,856,840	15,480,416	1,533,686	5,205,044
School Choice Enhancement Project Number: P.002230	100,000	100,000	-	28,373	71,432	195
Embassy Creek Elementary School						
Art Room Renovation and Equipment, Building Envelope Improvements (Roof, Window, Ext Wall, etc.), Conversion of Existing Space to Music and/or Art Lab(s), Fire Alarm, HVAC Improvements, Music Room Renovation Project Number: P.001897	3,524,000	3,524,000	235,747	134,570	85,053	3,068,630
Endeavour Primary Learning Center						
Building Envelope Improvements (Roof, Window, Ext Wall, etc.), HVAC Improvements Project Number: p.002111	957,000	957,000	14,000	49,654	54,346	839,000
Everglades Elementary School						
Building Envelope Improvements (Roof, Window, Ext Wall, etc.), HVAC Improvements Project Number: P.001948	1,212,000	1,212,000	146,824	38,059	10,570	1,016,547
School Choice Enhancement Project Number: P.001976	100,000	100,000	45,005	-	1,522	53,473

* Project expenditures include, but are not limited to, construction costs, design costs, permitting costs, advertising costs during the planning and procurement phase, equipment, work orders, and Program Management fees.

This is a budget and expenditure activity report, and is not a construction status report. The accompanying introduction and notes are an integral part of this report.



SMART Program Budget Activity Report

Financially Active Projects Detail Schedule

for Quarter Ended March 31, 2019



GOB Referendum Approved by Voters on 11/4/2014 - 52 Months Since Approval

School/ Project	Original Budget	Current Budget	Prior Years Expenditures	Commitments	Current Year Expenditures	Balance
Everglades High School						
HVAC Improvements Project Number: P.001985	3,669,000	3,669,000	207,505	123,311	47,078	3,291,106
Fairway Elementary School						
Building Envelope Improvements (Roof, Window, Ext Wall, etc.), Electrical Improvements, Fire Alarm, HVAC Improvements, Media Center improvements, Safety / Security Upgrade Project Number: P.001785	4,003,000	4,003,000	399,533	77,755	50,666	3,475,046
School Choice Enhancement Project Number: P.001810	100,000	100,000	80,073	-	18,002	1,925
Falcon Cove Middle School						
Building Envelope Improvements (Roof, Window, Ext Wall, etc.), CR Addition to allow for removal of portable buildings, HVAC Improvements Project Number: P.001902	10,741,000	10,741,000	568,445	513,636	657,000	9,001,919
Flamingo Elementary School						
Building Envelope Improvements (Roof, Window, Ext Wall, etc.), HVAC Improvements, Media Center improvements Project Number: p.002135	1,955,000	1,955,000	43,919	148,250	18,560	1,744,271
Flanagan, Charles W. High School						
Building Envelope Improvements (Roof, Window, Ext Wall, etc.), CR Addition to allow for removal of portable buildings, HVAC Improvements Project Number: P.001847	8,533,000	15,326,361	622,817	11,320,536	1,360,750	2,022,258

* Project expenditures include, but are not limited to, construction costs, design costs, permitting costs, advertising costs during the planning and procurement phase, equipment, work orders, and Program Management fees.

This is a budget and expenditure activity report, and is not a construction status report. The accompanying introduction and notes are an integral part of this report.



SMART Program Budget Activity Report

Financially Active Projects Detail Schedule

for Quarter Ended March 31, 2019



GOB Referendum Approved by Voters on 11/4/2014 - 52 Months Since Approval

School/ Project	Original Budget	Current Budget	Prior Years Expenditures	Commitments	Current Year Expenditures	Balance
Floranada Elementary School						
School Choice Enhancement Project Number: P.001697	100,000	100,000	89,683	-	-	10,317
Building Envelope Improvements (Roof, Window, Ext Wall, etc.), HVAC Improvements Project Number: P.002001	776,000	776,000	8,887	50,896	58,738	657,479
Forest Glen Middle School						
Building Envelope Improvements (Roof, Window, Ext Wall, etc.), Fire Sprinklers, HVAC Improvements Project Number: P.001865	5,189,000	5,189,000	679,560	162,493	81,390	4,265,557
School Choice Enhancement Project Number: p.002103	100,000	100,000	53,769	46,231	-	-
Forest Hills Elementary School						
Fire Alarm Project Number: P.001678	293,000	293,000	40,082	252,140	-	778
Building Envelope Improvements (Roof, Window, Ext Wall, etc.), Fire Sprinklers, Media Center improvements Project Number: P.001926	1,336,000	2,419,601	292,723	1,944,739	56,359	125,780
Fort Lauderdale High School						
Building Envelope Improvements (Roof, Window, Ext Wall, etc.), Electrical Improvements, HVAC Improvements Project Number: P.001839	2,409,000	2,409,000	140,141	80,614	20,559	2,167,686

* Project expenditures include, but are not limited to, construction costs, design costs, permitting costs, advertising costs during the planning and procurement phase, equipment, work orders, and Program Management fees.

This is a budget and expenditure activity report, and is not a construction status report.
The accompanying introduction and notes are an integral part of this report.



SMART Program Budget Activity Report

Financially Active Projects Detail Schedule

for Quarter Ended March 31, 2019



GOB Referendum Approved by Voters on 11/4/2014 - 52 Months Since Approval

School/ Project	Original Budget	Current Budget	Prior Years Expenditures	Commitments	Current Year Expenditures	Balance
Fox Trail Elementary School						
Art Room Renovation and Equipment, Building Envelope Improvements (Roof, Window, Ext Wall, etc.), Conversion of Existing Space to Music and/or Art Lab(s), HVAC Improvements, Music Room Renovation Project Number: P.001973	770,000	770,000	56,576	30,032	35,959	647,433
School Choice Enhancement Project Number: P.002166	100,000	100,000	-	64,306	25,627	10,067
Gator Run Elementary School						
Art Room Renovation and Equipment, Building Envelope Improvements (Roof, Window, Ext Wall, etc.), Conversion of Existing Space to Music and/or Art Lab(s), HVAC Improvements, Music Room Renovation Project Number: P.001863	2,571,000	2,571,000	218,745	97,567	26,712	2,227,976
Glades Middle School						
Building Envelope Improvements (Roof, Window, Ext Wall, etc.), HVAC Improvements Project Number: P.001968	386,000	386,000	26,042	18,772	22,721	318,465
Griffin Elementary School						
Building Envelope Improvements (Roof, Window, Ext Wall, etc.), Fire Alarm, HVAC Improvements, Media Center improvements, PE/Athletic Improvements, Safety / Security Upgrade Project Number: P.001745	2,258,000	4,126,208	261,069	2,779,619	48,294	1,037,226
School Choice Enhancement Project Number: P.001777	100,000	100,000	40,946	46,556	10,000	2,498

* Project expenditures include, but are not limited to, construction costs, design costs, permitting costs, advertising costs during the planning and procurement phase, equipment, work orders, and Program Management fees.

This is a budget and expenditure activity report, and is not a construction status report. The accompanying introduction and notes are an integral part of this report.



SMART Program Budget Activity Report

Financially Active Projects Detail Schedule

for Quarter Ended March 31, 2019



GOB Referendum Approved by Voters on 11/4/2014 - 52 Months Since Approval

School/ Project	Original Budget	Current Budget	Prior Years Expenditures	Commitments	Current Year Expenditures	Balance
Gulfstream Academy of Hallandale Beach K-8(Hallandale Adult & Community Center)						
Building Envelope Improvements (Roof, Window, Ext Wall, etc.), Electrical Improvements, Fire Sprinklers, HVAC Improvements, Media Center improvements, Replacement of building 1, Replacement of building 12, Replacement of building 7, Replacement of buildin Project Number: P.001822	5,161,700	5,161,700	408,388	146,076	102,235	4,505,001
Gulfstream Academy of Hallandale Beach K-8(Hallandale Elementary School)						
Building Envelope Improvements (Roof, Window, Ext Wall, etc.), HVAC Improvements Project Number: p.002072	1,090,000	1,090,000	-	80,216	74,930	934,854
Gulfstream Early Learning Center of Excellence						
Building Envelope Improvements (Roof, Window, Ext Wall, etc.), Fire Alarm, HVAC Improvements, Replacement of building 4 Project Number: p.002055	3,452,000	3,146,363	70,732	197,293	138,072	2,740,266
Hallandale High School						
Building Envelope Improvements (Roof, Window, Ext Wall, etc.), Electrical Improvements, Fire Alarm, Fire Sprinklers, HVAC Improvements, Media Center improvements, STEM Lab improvements Project Number: p.002115	7,019,666	7,019,666	27,796	292,728	222,906	6,476,236

* Project expenditures include, but are not limited to, construction costs, design costs, permitting costs, advertising costs during the planning and procurement phase, equipment, work orders, and Program Management fees.

This is a budget and expenditure activity report, and is not a construction status report.
The accompanying introduction and notes are an integral part of this report.



SMART Program Budget Activity Report

Financially Active Projects Detail Schedule

for Quarter Ended March 31, 2019



GOB Referendum Approved by Voters on 11/4/2014 - 52 Months Since Approval

School/ Project	Original Budget	Current Budget	Prior Years Expenditures	Commitments	Current Year Expenditures	Balance
Hallandale High School						
Weight Room Renovation Project Number: p.002158	121,000	121,000	-	-	120,251	749
Harbordale Elementary School						
Building Envelope Improvements (Roof, Window, Ext Wall, etc.), HVAC Improvements Project Number: p.002068	1,049,000	1,049,000	7,369	63,791	72,330	905,510
Hawkes Bluff Elementary School						
Building Envelope Improvements (Roof, Window, Ext Wall, etc.), HVAC Improvements Project Number: P.001784	2,903,000	2,903,000	293,819	55,009	28,623	2,525,549
School Choice Enhancement Project Number: P.001843	100,000	100,000	59,561	26,207	6,140	8,092
Henry D. Perry Education Center						
Building Envelope Improvements (Roof, Window, Ext Wall, etc.), Fire Alarm, Fire Sprinklers, HVAC Improvements Project Number: P.001986	5,807,000	5,807,000	290,586	240,141	119,365	5,156,908
School Choice Enhancement Project Number: p.002337	100,000	100,000	-	69,626	-	30,374
Heron Heights Elementary School						
Building Envelope Improvements (Roof, Window, Ext Wall, etc.), Conversion of Existing Space to Music and/or Art Lab(s), HVAC Improvements, Music Room Renovations Project Number: P.002147	657,000	657,000	-	67,425	31,075	558,500

* Project expenditures include, but are not limited to, construction costs, design costs, permitting costs, advertising costs during the planning and procurement phase, equipment, work orders, and Program Management fees.

This is a budget and expenditure activity report, and is not a construction status report.
The accompanying introduction and notes are an integral part of this report.



SMART Program Budget Activity Report

Financially Active Projects Detail Schedule

for Quarter Ended March 31, 2019



GOB Referendum Approved by Voters on 11/4/2014 - 52 Months Since Approval

School/ Project	Original Budget	Current Budget	Prior Years Expenditures	Commitments	Current Year Expenditures	Balance
Hollywood Central Elementary School						
Building Envelope Improvements (Roof, Window, Ext Wall, etc.), Electrical Improvements, HVAC Improvements, Safety / Security Upgrade Project Number: P.001983	4,817,000	4,817,000	304,273	109,260	78,757	4,324,710
Hollywood Hills Elementary School						
Building Envelope Improvements (Roof, Window, Ext Wall, etc.), Electrical Improvements, Fire Sprinklers, HVAC Improvements, Safety / Security Upgrade Project Number: p.001845	2,999,000	2,999,000	40,561	199,539	60,024	2,698,876
Hollywood Hills High School						
Music Instruments Project Number: 166185009	300,000	300,000	274,080	8,679	12,867	4,374
Electrical Improvements, Fire Alarm, Fire Sprinklers, HVAC Improvements, Media Center improvements, Roof Replacement, Safety / Security Upgrade, STEM Lab improvements Project Number: P.001806	15,061,000	22,215,351	1,111,554	342,758	257,562	20,503,477
Hollywood Park Elementary School						
Building Envelope Improvements (Roof, Window, Ext Wall, etc.), Electrical Improvements, Fire Sprinklers, HVAC Improvements, Media Center improvements Project Number: P.001788	4,185,000	4,185,000	299,956	125,661	48,644	3,710,739
School Choice Enhancement Project Number: P.002028	100,000	100,000	14,888	81,946	-	3,166

* Project expenditures include, but are not limited to, construction costs, design costs, permitting costs, advertising costs during the planning and procurement phase, equipment, work orders, and Program Management fees.

This is a budget and expenditure activity report, and is not a construction status report. The accompanying introduction and notes are an integral part of this report.



SMART Program Budget Activity Report

Financially Active Projects Detail Schedule

for Quarter Ended March 31, 2019



GOB Referendum Approved by Voters on 11/4/2014 - 52 Months Since Approval

School/ Project	Original Budget	Current Budget	Prior Years Expenditures	Commitments	Current Year Expenditures	Balance
Horizon Elementary School						
Building Envelope Improvements (Roof, Window, Ext Wall, etc.), HVAC Improvements, Media Center improvements Project Number: P.002038	813,000	813,000	34,490	52,672	37,077	688,761
School Choice Enhancement Project Number: P.002231	100,000	100,000	-	-	99,793	207
Hunt, James S. Elementary School						
Building Envelope Improvements (Roof, Window, Ext Wall, etc.), Fire Alarm, Fire Sprinklers, HVAC Improvements, Media Center improvements Project Number: p.002059	4,833,000	4,833,000	150,495	347,743	138,967	4,195,795
Indian Ridge Middle School						
Art Room Renovation and Equipment, Building Envelope Improvements (Roof, Window, Ext Wall, etc.), Conversion of Existing Space to Music and/or Art Lab(s), HVAC Improvements, Music Room Renovation Project Number: P.001748	5,115,000	6,060,102	3,856,144	50,294	1,436,090	717,574
Indian Trace Elementary School						
Building Envelope Improvements (Roof, Window, Ext Wall, etc.), Fire Alarm, HVAC Improvements Project Number: P.001980	3,530,000	3,530,000	373,678	183,114	51,101	2,922,107
School Choice Enhancement Project Number: P.002226	100,000	100,000	-	73,600	22,428	3,972

* Project expenditures include, but are not limited to, construction costs, design costs, permitting costs, advertising costs during the planning and procurement phase, equipment, work orders, and Program Management fees.

This is a budget and expenditure activity report, and is not a construction status report. The accompanying introduction and notes are an integral part of this report.



SMART Program Budget Activity Report

Financially Active Projects Detail Schedule

for Quarter Ended March 31, 2019



GOB Referendum Approved by Voters on 11/4/2014 - 52 Months Since Approval

School/ Project	Original Budget	Current Budget	Prior Years Expenditures	Commitments	Current Year Expenditures	Balance
King, Martin Luther (Dr. Martin Luther King, Jr. Montessori Academy)						
Building Envelope Improvements (Roof, Window, Ext Wall, etc.), Fire Sprinklers, HVAC Improvements Project Number: P.001662	1,061,000	1,061,000	209,939	697,530	38,062	115,469
School Choice Enhancement Project Number: P.001802	100,000	100,000	79,655	20,103	-	242
Lake Forest Elementary School						
Building Envelope Improvements (Roof, Window, Ext Wall, etc.), HVAC Improvements Project Number: P.001886	1,913,000	3,115,142	159,052	2,484,899	37,490	433,701
School Choice Enhancement Project Number: P.002217	100,000	100,000	1,558	15,940	65,882	16,620
Lakeside Elementary School						
Building Envelope Improvements (Roof, Window, Ext Wall, etc.), HVAC Improvements Project Number: p.002070	2,899,000	2,899,000	73,713	119,725	51,562	2,654,000
Lanier-James Education Center						
School Choice Enhancement Project Number: P.002025	100,000	100,000	64,310	27,500	6,261	1,929
Larkdale Elementary School						
Building Envelope Improvements (Roof, Window, Ext Wall, etc.), Fire Alarm, HVAC Improvements, Replacement of building 1 Project Number: p.002073	1,401,000	1,401,000	26,603	97,846	155,476	1,121,075

* Project expenditures include, but are not limited to, construction costs, design costs, permitting costs, advertising costs during the planning and procurement phase, equipment, work orders, and Program Management fees.

This is a budget and expenditure activity report, and is not a construction status report.
The accompanying introduction and notes are an integral part of this report.



SMART Program Budget Activity Report

Financially Active Projects Detail Schedule

for Quarter Ended March 31, 2019



GOB Referendum Approved by Voters on 11/4/2014 - 52 Months Since Approval

School/ Project	Original Budget	Current Budget	Prior Years Expenditures	Commitments	Current Year Expenditures	Balance
Lauderdale Lakes Middle School						
Fire Alarm, Fire Sprinklers, Media Center improvements, Roof repair, stucco and waterproof, interior repairs, HVAC - evaluation, test/balance and repair, etc. Project Number: P.001637	6,481,000	6,481,000	769,807	3,758,115	1,280,792	672,286
School Choice Enhancement Project Number: P.001966	100,000	100,000	29,070	44,670	-	26,260
Lauderdale Manors Early Learning and Resource Center						
Building Envelope Improvements (Roof, Window, Ext Wall, etc.), HVAC Improvements, Renovate Restroom Project Number: P.001635	2,974,056	2,974,056	346,034	94,639	28,911	2,504,472
Lauderhill 6-12 School						
Fire Alarm, Fire Sprinklers, HVAC Improvements, Media Center improvements, Roof repairs, new elevator, remodel mezzanine, covered walkway, gym lights Project Number: P.001801	6,005,000	6,005,000	349,858	111,624	55,210	5,488,308
School Choice Enhancement Project Number: P.002235	100,000	100,000	-	22,312	829	76,859
Lauderhill-Paul Turner Elementary School						
Building Envelope Improvements (Roof, Window, Ext Wall, etc.), Fire Sprinklers, HVAC Improvements Project Number: p.002066	2,295,000	2,295,000	28,016	85,693	115,834	2,065,457

* Project expenditures include, but are not limited to, construction costs, design costs, permitting costs, advertising costs during the planning and procurement phase, equipment, work orders, and Program Management fees.

This is a budget and expenditure activity report, and is not a construction status report. The accompanying introduction and notes are an integral part of this report.



SMART Program Budget Activity Report

Financially Active Projects Detail Schedule

for Quarter Ended March 31, 2019



GOB Referendum Approved by Voters on 11/4/2014 - 52 Months Since Approval

School/ Project	Original Budget	Current Budget	Prior Years Expenditures	Commitments	Current Year Expenditures	Balance
Liberty Elementary School						
Conversion of Existing Space to Music and/or Art Lab(s), HVAC Improvements, Music Room Renovation, PE/Athletic Improvements Project Number: P.001999	377,000	377,000	15,834	29,232	14,709	317,225
Lloyd Estates Elementary School						
Building Envelope Improvements (Roof, Window, Ext Wall, etc.), Fire Alarm, Fire Sprinklers, HVAC Improvements, Media Center improvements Project Number: P.001824	2,252,000	2,252,000	247,404	45,897	20,734	1,937,965
Lyons Creek Middle School						
Art Room Renovation and Equipment, Building Envelope Improvements (Roof, Window, Ext Wall, etc.), Conversion of Existing Space to Music and/or Art Lab(s), HVAC Improvements, Music Room Renovation Project Number: p.002141	3,049,000	3,049,000	-	-	85	3,048,915
Maplewood Elementary School						
ADA Restrooms & Fire Sprinkler and Restrooms, Building Envelope Improvements (Roof, Window, Ext Wall, etc.), Fire Alarm Project Number: P.001639	2,279,629	2,279,629	275,327	78,944	30,972	1,894,386
HVAC Improvements, Media Center improvements Project Number: P.001998	362,000	362,000	19,625	29,124	14,056	299,195

* Project expenditures include, but are not limited to, construction costs, design costs, permitting costs, advertising costs during the planning and procurement phase, equipment, work orders, and Program Management fees.

This is a budget and expenditure activity report, and is not a construction status report. The accompanying introduction and notes are an integral part of this report.



SMART Program Budget Activity Report

Financially Active Projects Detail Schedule

for Quarter Ended March 31, 2019



GOB Referendum Approved by Voters on 11/4/2014 - 52 Months Since Approval

School/ Project	Original Budget	Current Budget	Prior Years Expenditures	Commitments	Current Year Expenditures	Balance
Margate Elementary School						
Building Envelope Improvements (Roof, Window, Ext Wall, etc.), Conversion of Existing Space to Music and/or Art Lab(s), Fire Sprinklers, HVAC Improvements, Music Room Renovation, Replacement of building 1 Project Number: P.001647	4,618,753	4,618,753	555,149	101,316	39,418	3,922,870
School Choice Enhancement Project Number: P.001698	100,000	100,000	55,486	-	6,420	38,094
Margate Middle School						
Art Room Renovation and Equipment, Building Envelope Improvements (Roof, Window, Ext Wall, etc.), Conversion of Existing Space to Music and/or Art Lab(s), Electrical Improvements, Fire Alarm, Fire Sprinklers, HVAC Improvements, Media Center improvements, Project Number: P.001836	8,869,000	8,869,000	633,014	527,530	98,583	7,609,873
School Choice Enhancement Project Number: P.002232	100,000	100,000	-	13,596	66,724	19,680
Markham, C. Robert Elementary School						
Building Envelope Improvements (Roof, Window, Ext Wall, etc.), Fire Alarm, Fire Sprinklers, HVAC Improvements, Replacement of building 1 Project Number: P.001920	9,159,000	9,159,000	663,034	371,589	370,922	7,753,455
School Choice Enhancement Project Number: P.002227	100,000	100,000	-	-	98,477	1,523

* Project expenditures include, but are not limited to, construction costs, design costs, permitting costs, advertising costs during the planning and procurement phase, equipment, work orders, and Program Management fees.

This is a budget and expenditure activity report, and is not a construction status report. The accompanying introduction and notes are an integral part of this report.



SMART Program Budget Activity Report

Financially Active Projects Detail Schedule

for Quarter Ended March 31, 2019



GOB Referendum Approved by Voters on 11/4/2014 - 52 Months Since Approval

School/ Project	Original Budget	Current Budget	Prior Years Expenditures	Commitments	Current Year Expenditures	Balance
McArthur High School						
Building Envelope Improvements (Roof, Window, Ext Wall, etc.), Electrical Improvements, Fire Sprinklers, HVAC Improvements, Media Center improvements, Replacement of building 1, Replacement of building 6, Safety / Security Upgrade, STEM Lab improvements Project Number: P.001954	16,702,000	15,811,496	247,892	783,523	338,027	14,442,054
School Choice Enhancement Project Number: P.002233	100,000	100,000	-	48,895	29,411	21,694
McFatter Technical College						
ADA Renovate Restroom, Building Envelope Improvements (Roof, Window, Ext Wall, etc.), Electrical Improvements, Fire Alarm, Fire Sprinklers, HVAC repairs to include buildings 1,2,4,5., Media Center improvements, Safety / Security Upgrade Project Number: P.001658	7,371,525	7,371,525	668,865	134,582	139,879	6,428,199
School Choice Enhancement Project Number: P.001851	100,000	100,000	37,249	558	62,188	5
McFatter Technical, Broward Fire Academy						
Building Envelope Improvements (Roof, Window, Ext Wall, etc.), Fire Sprinklers Project Number: P.001965	256,000	256,000	24,861	10,335	5,838	214,966
McNab Elementary School						
Building Envelope Improvements (Roof, Window, Ext Wall, etc.), HVAC Improvements Project Number: P.001964	1,295,000	3,210,437	106,404	2,733,425	16,938	353,670

* Project expenditures include, but are not limited to, construction costs, design costs, permitting costs, advertising costs during the planning and procurement phase, equipment, work orders, and Program Management fees.

This is a budget and expenditure activity report, and is not a construction status report. The accompanying introduction and notes are an integral part of this report.



SMART Program Budget Activity Report

Financially Active Projects Detail Schedule

for Quarter Ended March 31, 2019



GOB Referendum Approved by Voters on 11/4/2014 - 52 Months Since Approval

School/ Project	Original Budget	Current Budget	Prior Years Expenditures	Commitments	Current Year Expenditures	Balance
McNicol Middle School						
Building Envelope Improvements (Roof, Window, Ext Wall, etc.), Conversion of Existing Space to Music and/or Art Lab(s), Fire Sprinklers, HVAC Improvements, Music Room Renovation Project Number: p.001941	1,345,000	1,345,000	98,921	189,477	820,228	236,374
Meadowbrook Elementary School						
Building Envelope Improvements (Roof, Window, Ext Wall, etc.), Electrical Improvements, Fire Sprinklers, HVAC Improvements Project Number: p.002083	1,061,000	1,061,000	-	78,053	74,647	908,300
Millennium 6-12 Collegiate Academy						
Art Room Renovation and Equipment, Building Envelope Improvements (Roof, Window, Ext Wall, etc.), Conversion of Existing Space to Music and/or Art Lab(s), Fire Alarm, HVAC Improvements Project Number: P.002046	2,935,000	2,935,000	114,952	117,885	125,563	2,576,600
Miramar Elementary School						
Building Envelope Improvements (Roof, Window, Ext Wall, etc.), HVAC Improvements Project Number: P.001727	3,798,000	6,084,935	428,149	5,110,936	165,771	380,079

* Project expenditures include, but are not limited to, construction costs, design costs, permitting costs, advertising costs during the planning and procurement phase, equipment, work orders, and Program Management fees.

This is a budget and expenditure activity report, and is not a construction status report. The accompanying introduction and notes are an integral part of this report.



SMART Program Budget Activity Report

Financially Active Projects Detail Schedule

for Quarter Ended March 31, 2019



GOB Referendum Approved by Voters on 11/4/2014 - 52 Months Since Approval

School/ Project	Original Budget	Current Budget	Prior Years Expenditures	Commitments	Current Year Expenditures	Balance
Miramar High School						
Building Envelope Improvements (Roof, Window, Ext Wall, etc.), Conversion of Existing Space to Music and/or Art Lab(s), Electrical Improvements, Fire Alarm, Fire Sprinklers, HVAC Improvements, Media Center improvements, Music Room Renovation, STEM Lab imp Project Number: P.002003	11,007,000	11,007,000	525,517	478,726	296,644	9,706,113
School Choice Enhancement Project Number: p.002326	100,000	100,000	-	68,670	-	31,330
Mirror Lake Elementary School						
Building Envelope Improvements (Roof, Window, Ext Wall, etc.), Fire Sprinklers, HVAC Improvements, Media Center improvements Project Number: P.002011	1,720,000	1,720,000	112,844	105,526	17,582	1,484,048
Monarch High School						
Building Envelope Improvements (Roof, Window, Ext Wall, etc.), HVAC Improvements Project Number: p.002148	2,224,000	2,224,000	-	-	85	2,223,915
Morrow Elementary School						
School Choice Enhancement Project Number: P.001925	100,000	100,000	78,821	-	-	21,179
ADA Stage Lift, Electrical Improvements, Fire Sprinkler Protection and Fire Alarm, HVAC Improvements, Media Center improvements Project Number: p.001996	2,386,623	1,917,583	204,524	1,213,626	20,713	478,720

* Project expenditures include, but are not limited to, construction costs, design costs, permitting costs, advertising costs during the planning and procurement phase, equipment, work orders, and Program Management fees.

This is a budget and expenditure activity report, and is not a construction status report. The accompanying introduction and notes are an integral part of this report.



SMART Program Budget Activity Report

Financially Active Projects Detail Schedule

for Quarter Ended March 31, 2019



GOB Referendum Approved by Voters on 11/4/2014 - 52 Months Since Approval

School/ Project	Original Budget	Current Budget	Prior Years Expenditures	Commitments	Current Year Expenditures	Balance
New Renaissance Middle School						
Building Envelope Improvements (Roof, Window, Ext Wall, etc.), HVAC Improvements Project Number: p.002143	3,554,000	3,554,000	-	-	86	3,553,914
New River Middle School						
Building Envelope Improvements (Roof, Window, Ext Wall, etc.), HVAC Improvements Project Number: P.001710	2,242,000	2,242,000	239,300	71,519	19,133	1,912,048
Nob Hill Elementary School						
Building Envelope Improvements (Roof, Window, Ext Wall, etc.), Electrical Improvements, Fire Alarm, Fire Sprinklers, HVAC Improvements, Media Center improvements Project Number: p.002112	1,859,000	1,859,000	23,000	68,123	85,877	1,682,000
Norcrest Elementary School						
Building Envelope Improvements (Roof, Window, Ext Wall, etc.), HVAC Improvements, Media Center improvements Project Number: P.001969	2,110,000	2,110,000	177,469	73,931	102,456	1,756,144
North Andrews Gardens Elementary School						
Building Envelope Improvements (Roof, Window, Ext Wall, etc.), Fire Sprinklers, HVAC Improvements Project Number: p.001890	2,278,000	2,278,000	20,635	192,517	46,626	2,018,222

* Project expenditures include, but are not limited to, construction costs, design costs, permitting costs, advertising costs during the planning and procurement phase, equipment, work orders, and Program Management fees.

This is a budget and expenditure activity report, and is not a construction status report.
The accompanying introduction and notes are an integral part of this report.



SMART Program Budget Activity Report

Financially Active Projects Detail Schedule

for Quarter Ended March 31, 2019



GOB Referendum Approved by Voters on 11/4/2014 - 52 Months Since Approval

School/ Project	Original Budget	Current Budget	Prior Years Expenditures	Commitments	Current Year Expenditures	Balance
North Fork Elementary School						
Building Envelope Improvements (Roof, Window, Ext Wall, etc.), Fire Sprinklers, HVAC Improvements Project Number: P.001849	1,933,000	1,933,000	175,509	40,497	46,173	1,670,821
School Choice Enhancement Project Number: P.002204	100,000	100,000	5,960	41,503	30,294	22,243
North Lauderdale Elementary School						
Building Envelope Improvements (Roof, Window, Ext Wall, etc.), Fire Alarm, Fire Sprinklers, HVAC Improvements, Media Center improvements Project Number: p.001903	1,436,000	1,436,000	128,443	59,213	12,256	1,236,088
School Choice Enhancement Project Number: P.001907	100,000	100,000	41,648	6,418	26,358	25,576
North Side Elementary School						
Building Envelope Improvements (Roof, Window, Ext Wall, etc.), HVAC Improvements Project Number: P.001992	1,696,000	1,696,000	163,104	51,308	19,561	1,462,027
Northeast High School						
ADA renovations related to educational adequacy, Electrical Improvements, Fire Alarm, Fire Sprinklers, HVAC Improvements, Re-Roofing, Safety / Security Upgrade, STEM Lab improvements Project Number: P.001684	14,426,000	14,426,000	2,092,187	440,035	300,326	11,593,452
School Choice Enhancement Project Number: P.001758	100,000	100,000	84,812	836	6,482	7,870

* Project expenditures include, but are not limited to, construction costs, design costs, permitting costs, advertising costs during the planning and procurement phase, equipment, work orders, and Program Management fees.

This is a budget and expenditure activity report, and is not a construction status report. The accompanying introduction and notes are an integral part of this report.



SMART Program Budget Activity Report

Financially Active Projects Detail Schedule

for Quarter Ended March 31, 2019



GOB Referendum Approved by Voters on 11/4/2014 - 52 Months Since Approval

School/ Project	Original Budget	Current Budget	Prior Years Expenditures	Commitments	Current Year Expenditures	Balance
Northeast High School						
Demolition to Building 8, 9, 10, 11 and 27, Renovations to Building 12 Locker Rooms, Building 7 A/C for PE Locker Rooms, 24-Classroom New Addition Project Number: P.002301	-	1,156,000	-	950,648	89,374	115,978
Nova Blanche Forman Elementary School						
Building Envelope Improvements (Roof, Window, Ext Wall, etc.), HVAC Improvements Project Number: P.002149	1,748,000	1,748,000	-	118,077	162,291	1,467,632
Nova Dwight D Eisenhower Elementary School						
Building Envelope Improvements (Roof, Window, Ext Wall, etc.), Fire Alarm, Electrical Improvements, Media Center Improvements Project Number: P.002145	1,031,000	1,031,000	-	77,111	54,390	899,499
Nova High School						
Art Room Renovation and Equipment, Building Envelope Improvements (Roof, Window, Ext Wall, etc.), Electrical Improvements, Fire Alarm, HVAC Improvements, Media Center improvements, Music Room Renovation, Safety / Security Upgrade, STEM Lab improvements Project Number: P.001817	19,833,000	31,826,745	1,499,625	1,008,577	331,856	28,986,687

* Project expenditures include, but are not limited to, construction costs, design costs, permitting costs, advertising costs during the planning and procurement phase, equipment, work orders, and Program Management fees.

This is a budget and expenditure activity report, and is not a construction status report. The accompanying introduction and notes are an integral part of this report.



SMART Program Budget Activity Report

Financially Active Projects Detail Schedule

for Quarter Ended March 31, 2019



GOB Referendum Approved by Voters on 11/4/2014 - 52 Months Since Approval

School/ Project	Original Budget	Current Budget	Prior Years Expenditures	Current Year Commitments	Current Year Expenditures	Balance
Nova Middle School						
Art Room Renovation and Equipment, Building Envelope Improvements (Roof, Window, Ext Wall, etc.), Conversion of Existing Space to Music and/or Art Lab(s), HVAC Improvements Project Number: P.001898	2,602,000	2,602,000	118,574	103,791	66,599	2,313,036
Oakland Park Elementary School						
Building Envelope Improvements (Roof, Window, Ext Wall, etc.), Electrical Improvements, Fire Alarm, HVAC Improvements Project Number: P.001895	3,061,000	3,061,000	231,208	80,698	59,351	2,689,743
School Choice Enhancement Project Number: P.002007	100,000	100,000	88,199	-	-	11,801
Oakridge Elementary School						
Building Envelope Improvements (Roof, Window, Ext Wall, etc.), Fire Alarm, HVAC Improvements, Media Center improvements, Replacement of building 2 Project Number: P.001712	3,606,000	5,079,860	332,482	3,843,208	45,259	858,911
Olsen Middle School						
Building Envelope Improvements (Roof, Window, Ext Wall, etc.), Electrical Improvements, Fire Sprinklers, HVAC Improvements, Media Center improvements, Safety / Security Upgrade Project Number: P.001955	7,073,000	7,073,000	315,293	154,889	243,464	6,359,354
School Choice Enhancement Project Number: P.002173	100,000	100,000	10,132	75,112	14,616	140

* Project expenditures include, but are not limited to, construction costs, design costs, permitting costs, advertising costs during the planning and procurement phase, equipment, work orders, and Program Management fees.

This is a budget and expenditure activity report, and is not a construction status report. The accompanying introduction and notes are an integral part of this report.



SMART Program Budget Activity Report

Financially Active Projects Detail Schedule

for Quarter Ended March 31, 2019



GOB Referendum Approved by Voters on 11/4/2014 - 52 Months Since Approval

School/ Project	Original Budget	Current Budget	Prior Years Expenditures	Commitments	Current Year Expenditures	Balance
Oriole Elementary School						
ADA Restrooms, Building Envelope Improvements (Roof, Window, Ext Wall, etc.), Fire Alarm, Fire Sprinklers, HVAC Improvements, Media Center improvements Project Number: P.001970	3,176,000	3,176,000	166,124	172,914	129,928	2,707,034
School Choice Enhancement Project Number: P.002279	100,000	100,000	-	-	90,190	9,810
Palm Cove Elementary School						
Building Envelope Improvements (Roof, Window, Ext Wall, etc.), HVAC Improvements Project Number: P.001885	2,212,000	3,530,659	236,461	1,321,966	1,544,157	428,075
Palmview Elementary School						
Building Envelope Improvements (Roof, Window, Ext Wall, etc.), Fire Sprinklers, HVAC Improvements, Media Center improvements Project Number: p.002084	3,952,000	3,952,000	-	205,946	177,780	3,568,274
Panther Run Elementary School						
Building Envelope Improvements (Roof, Window, Ext Wall, etc.), HVAC Improvements Project Number: p.002069	1,434,000	1,434,000	26,315	85,405	90,481	1,231,799
Park Lakes Elementary School						
School Choice Enhancement Project Number: P.001773	100,000	100,000	13,300	68,653	12,000	6,047

* Project expenditures include, but are not limited to, construction costs, design costs, permitting costs, advertising costs during the planning and procurement phase, equipment, work orders, and Program Management fees.

This is a budget and expenditure activity report, and is not a construction status report. The accompanying introduction and notes are an integral part of this report.



SMART Program Budget Activity Report

Financially Active Projects Detail Schedule

for Quarter Ended March 31, 2019



GOB Referendum Approved by Voters on 11/4/2014 - 52 Months Since Approval

School/ Project	Original Budget	Current Budget	Prior Years Expenditures	Commitments	Current Year Expenditures	Balance
Park Lakes Elementary School						
Art Room Renovation and Equipment, Building Envelope Improvements (Roof, Window, Ext Wall, etc.), Conversion of Existing Space to Music and/or Art Lab(s), Fire Sprinklers, Music Room Renovation Project Number: P.001988	774,000	774,000	26,354	62,491	38,613	646,542
Park Ridge Elementary School						
Building Envelope Improvements (Roof, Window, Ext Wall, etc.), Fire Alarm, HVAC Improvements, Media Center improvements Project Number: p.001844	2,184,000	2,184,000	85,278	74,380	112,884	1,911,458
Park Springs Elementary School						
Building Envelope Improvements (Roof, Window, Ext Wall, etc.), Conversion of Existing Space to Music and/or Art Lab(s), Fire Sprinklers and Fire Alarm, HVAC Improvements, Music Room Renovation Project Number: p.002062	5,021,000	5,021,000	28,341	275,296	175,217	4,542,146
Park Trails Elementary School						
Art Room Renovation and Equipment, Building Envelope Improvements (Roof, Window, Ext Wall, etc.), Conversion of Existing Space to Music and/or Art Lab(s), Fire Alarm, HVAC Improvements, Music Room Renovation Project Number: p.002116	2,314,000	2,314,000	7,794	117,839	103,181	2,085,186

* Project expenditures include, but are not limited to, construction costs, design costs, permitting costs, advertising costs during the planning and procurement phase, equipment, work orders, and Program Management fees.

This is a budget and expenditure activity report, and is not a construction status report. The accompanying introduction and notes are an integral part of this report.



SMART Program Budget Activity Report

Financially Active Projects Detail Schedule

for Quarter Ended March 31, 2019



GOB Referendum Approved by Voters on 11/4/2014 - 52 Months Since Approval

School/ Project	Original Budget	Current Budget	Prior Years Expenditures	Commitments	Current Year Expenditures	Balance
Parkside Elementary School						
Building Envelope Improvements (Roof, Window, Ext Wall, etc.), HVAC Improvements Project Number: p.002082	846,000	846,000	-	38,624	91,770	715,606
Parkway Middle School						
Fire Sprinklers, HVAC Improvements, Media Center improvements Project Number: P.001807	3,166,640	3,166,640	234,935	28,652	27,024	2,876,029
Pasadena Lakes Elementary School						
Building Envelope Improvements (Roof, Window, Ext Wall, etc.), Fire Sprinklers, HVAC Improvements, Media Center improvements Project Number: P.001634	4,023,000	4,023,000	348,489	101,081	90,078	3,483,352
Pembroke Lakes Elementary School						
Building Envelope Improvements (Roof, Window, Ext Wall, etc.), Fire Alarm, HVAC Improvements, Media Center improvements Project Number: P.001842	2,554,000	2,554,000	219,453	74,705	23,579	2,236,263
School Choice Enhancement Project Number: P.002171	100,000	100,000	-	30,134	65,175	4,691
Pembroke Pines Elementary School						
Building Envelope Improvements (Roof, Window, Ext Wall, etc.), Electrical Improvements, HVAC Improvements, Media Center improvements, Safety / Security Upgrade Project Number: P.001864	3,909,000	3,909,000	439,332	97,771	50,915	3,320,982
School Choice Enhancement Project Number: P.002183	100,000	100,000	3,490	78,118	10,749	7,643

* Project expenditures include, but are not limited to, construction costs, design costs, permitting costs, advertising costs during the planning and procurement phase, equipment, work orders, and Program Management fees.

This is a budget and expenditure activity report, and is not a construction status report. The accompanying introduction and notes are an integral part of this report.



SMART Program Budget Activity Report

Financially Active Projects Detail Schedule

for Quarter Ended March 31, 2019



GOB Referendum Approved by Voters on 11/4/2014 - 52 Months Since Approval

School/ Project	Original Budget	Current Budget	Prior Years Expenditures	Commitments	Current Year Expenditures	Balance
Perry, Annabel C. Elementary School						
Building Envelope Improvements (Roof, Window, Ext Wall, etc.), Electrical Improvements, Fire Alarm, Fire Sprinklers, HVAC Improvements Project Number: P.001728	2,742,000	4,692,037	246,568	3,711,320	185,795	548,354
Media Center improvements Project Number: P.002005	323,000	323,000	16,778	6,123	-	300,099
Peters Elementary School						
Building Envelope Improvements (Roof, Window, Ext Wall, etc.), Fire Alarm, Fire Sprinklers, HVAC Improvements, Media Center improvements Project Number: P.002041	3,038,000	3,038,000	68,298	96,240	203,687	2,669,775
Pine Ridge Education Center						
HVAC Improvements Project Number: p.002121	74,000	74,000	-	23,925	20,418	29,657
Pines Lakes Elementary School						
Building Envelope Improvements (Roof, Window, Ext Wall, etc.), Fire Sprinklers, HVAC Improvements, Media Center improvements Project Number: P.002004	1,483,000	1,483,000	81,643	112,182	49,228	1,239,947
School Choice Enhancement Project Number: P.002266	100,000	100,000	-	39,255	10,560	50,185
Pines Middle School						
Building Envelope Improvements (Roof, Window, Ext Wall, etc.), HVAC Improvements Project Number: p.002130	395,000	395,000	-	33,673	15,707	345,620

* Project expenditures include, but are not limited to, construction costs, design costs, permitting costs, advertising costs during the planning and procurement phase, equipment, work orders, and Program Management fees.

This is a budget and expenditure activity report, and is not a construction status report. The accompanying introduction and notes are an integral part of this report.



SMART Program Budget Activity Report

Financially Active Projects Detail Schedule

for Quarter Ended March 31, 2019



GOB Referendum Approved by Voters on 11/4/2014 - 52 Months Since Approval

School/ Project	Original Budget	Current Budget	Prior Years Expenditures	Commitments	Current Year Expenditures	Balance
Pinewood Elementary School						
School Choice Enhancement Project Number: P.001813	100,000	100,000	58,343	4,449	37,145	63
Building Envelope Improvements (Roof, Window, Ext Wall, etc.), Fire Sprinklers, HVAC Improvements, Media Center improvements Project Number: P.001949	1,908,000	1,908,000	229,741	53,146	21,064	1,604,049
Pioneer Middle School						
Building Envelope Improvements (Roof, Window, Ext Wall, etc.), Fire Sprinkler Protection. Upgrade lighting to T8 and Emergency Lighting, HVAC Improvements, Media Center improvements, Safety / Security Upgrade Project Number: P.001793	6,748,000	6,748,000	718,516	204,871	70,817	5,753,796
School Choice Enhancement Project Number: P.002006	100,000	100,000	47,544	2,837	49,556	63
Piper High School						
Building Envelope Improvements (Roof, Window, Ext Wall, etc.), Electrical Improvements, Fire Sprinklers, HVAC Improvements, Media Center improvements, Safety / Security Upgrade, STEM Lab improvements Project Number: P.001744	14,921,000	14,921,000	1,319,680	548,358	572,873	12,480,089
Plantation Elementary School						
HVAC Improvements Project Number: p.002119	145,000	145,000	-	28,600	-	116,400
School Choice Enhancement Project Number: P.002212	100,000	100,000	-	40,940	56,853	2,207

* Project expenditures include, but are not limited to, construction costs, design costs, permitting costs, advertising costs during the planning and procurement phase, equipment, work orders, and Program Management fees.

This is a budget and expenditure activity report, and is not a construction status report. The accompanying introduction and notes are an integral part of this report.



SMART Program Budget Activity Report

Financially Active Projects Detail Schedule

for Quarter Ended March 31, 2019



GOB Referendum Approved by Voters on 11/4/2014 - 52 Months Since Approval

School/ Project	Original Budget	Current Budget	Prior Years Expenditures	Commitments	Current Year Expenditures	Balance
Plantation High School						
Building Envelope Improvements (Roof, Window, Ext Wall, etc.), Fire Sprinklers, HVAC Improvements, Media Center improvements, Replace Building 2, Safety / Security Upgrade, STEM Lab improvements Project Number: P.001916	14,949,000	14,949,000	774,890	656,556	146,951	13,370,603
School Choice Enhancement Project Number: P.002238	100,000	100,000	-	89,088	-	10,912
Plantation Middle School						
Building Envelope Improvements (Roof, Window, Ext Wall, etc.), Electrical Improvements, Fire Sprinklers, HVAC Improvements, Media Center improvements Project Number: P.001729	3,448,000	3,448,000	412,886	64,901	30,625	2,939,588
School Choice Enhancement Project Number: P.002192	100,000	100,000	-	61,737	33,929	4,334
Plantation Park Elementary School						
Building Envelope Improvements (Roof, Window, Ext Wall, etc.), Fire Alarm, HVAC Improvements, Media Center improvements Project Number: p.002136	1,983,000	1,983,000	-	103,096	89,456	1,790,448
Pompano Beach Elementary School						
Building Envelope Improvements (Roof, Window, Ext Wall, etc.), Electrical Improvements, Fire Alarm, Fire Sprinklers, HVAC Improvements, Replacement of building 3 Project Number: P.001713	5,224,000	6,614,551	597,465	4,900,493	56,713	1,059,880

* Project expenditures include, but are not limited to, construction costs, design costs, permitting costs, advertising costs during the planning and procurement phase, equipment, work orders, and Program Management fees.

This is a budget and expenditure activity report, and is not a construction status report. The accompanying introduction and notes are an integral part of this report.



SMART Program Budget Activity Report

Financially Active Projects Detail Schedule

for Quarter Ended March 31, 2019



GOB Referendum Approved by Voters on 11/4/2014 - 52 Months Since Approval

School/ Project	Original Budget	Current Budget	Prior Years Expenditures	Commitments	Current Year Expenditures	Balance
Pompano Beach High School						
Art Room Renovation and Equipment, Building Envelope Improvements (Roof, Window, Ext Wall, etc.), Conversion of Existing Space to Music and/or Art Lab(s), Fire Sprinklers, HVAC Improvements Project Number: p.002091	2,644,000	2,644,000	15,977	213,635	50,632	2,363,756
Pompano Beach Middle School						
Building Envelope Improvements (Roof, Window, Ext Wall, etc.), Fire Alarm, Fire Sprinklers, HVAC Improvements, Install new SBS Modified roof and accessories to replace roofing existing on Buildings 1, 2, 3, 5 and 8 including canopies, etc., Media Center i Project Number: P.001721	8,084,000	12,871,180	887,850	9,970,253	106,510	1,906,567
Quiet Waters Elementary School						
Art Room Renovation and Equipment, Building Envelope Improvements (Roof, Window, Ext Wall, etc.), Conversion of Existing Space to Music and/or Art Lab(s), Fire Sprinklers, HVAC Improvements, Music Room Renovation Project Number: P.001754	4,621,000	6,197,000	532,967	4,671,256	342,391	650,386
School Choice Enhancement Project Number: P.002229	100,000	100,000	-	31,896	49,639	18,465

* Project expenditures include, but are not limited to, construction costs, design costs, permitting costs, advertising costs during the planning and procurement phase, equipment, work orders, and Program Management fees.

This is a budget and expenditure activity report, and is not a construction status report. The accompanying introduction and notes are an integral part of this report.



SMART Program Budget Activity Report

Financially Active Projects Detail Schedule

for Quarter Ended March 31, 2019



GOB Referendum Approved by Voters on 11/4/2014 - 52 Months Since Approval

School/ Project	Original Budget	Current Budget	Prior Years Expenditures	Commitments	Current Year Expenditures	Balance
Ramblewood Elementary School						
Building Envelope Improvements (Roof, Window, Ext Wall, etc.), Fire Sprinklers, HVAC Improvements, Media Center improvements, PE/Athletic Improvements Project Number: P.001725	2,860,000	4,213,158	332,115	3,299,440	38,561	543,042
School Choice Enhancement Project Number: P.002168	100,000	100,000	-	80,819	12,000	7,181
Ramblewood Middle School						
Building Envelope Improvements (Roof, Window, Ext Wall, etc.), Electrical Improvements, Fire Sprinklers, HVAC Improvements, Media Center improvements, Safety / Security Upgrade Project Number: P.001867	4,544,000	4,544,000	368,659	129,779	48,524	3,997,038
Rickards, James S. Middle School						
Building Envelope Improvements (Roof, Window, Ext Wall, etc.), Electrical Improvements, Fire Alarm, Fire Sprinklers, HVAC Improvements, Media Center improvements, Safety / Security Upgrade Project Number: P.001743	5,242,000	5,242,000	775,128	349,243	98,806	4,018,823
School Choice Enhancement Project Number: P.002031	100,000	100,000	73,308	1,627	22,339	2,726
Riverglades Elementary School						
Building Envelope Improvements (Roof, Window, Ext Wall, etc.), Fire Alarm, Fire Sprinklers, HVAC Improvements Project Number: P.001866	2,670,000	2,670,000	205,345	116,917	48,988	2,298,750

* Project expenditures include, but are not limited to, construction costs, design costs, permitting costs, advertising costs during the planning and procurement phase, equipment, work orders, and Program Management fees.

This is a budget and expenditure activity report, and is not a construction status report. The accompanying introduction and notes are an integral part of this report.



SMART Program Budget Activity Report

Financially Active Projects Detail Schedule

for Quarter Ended March 31, 2019



GOB Referendum Approved by Voters on 11/4/2014 - 52 Months Since Approval

School/ Project	Original Budget	Current Budget	Prior Years Expenditures	Commitments	Current Year Expenditures	Balance
Riverland Elementary School						
Building Envelope Improvements (Roof, Window, Ext Wall, etc.), HVAC Improvements Project Number: P.001987	1,506,000	1,506,000	110,290	99,756	23,983	1,271,971
Riverside Elementary School						
Building Envelope Improvements (Roof, Window, Ext Wall, etc.), Fire Alarm, Fire Sprinklers, HVAC Improvements, Media Center improvements Project Number: P.002039	1,500,000	1,500,000	52,996	138,351	53,806	1,254,847
Rock Island Elementary School						
Building Envelope Improvements (Roof, Window, Ext Wall, etc.), HVAC Improvements Project Number: P.001950	1,234,000	2,306,944	149,664	1,725,905	10,531	420,844
Royal Palm Elementary School						
Building Envelope Improvements (Roof, Window, Ext Wall, etc.), Fire Alarm, Fire Sprinklers, HVAC Improvements, Media Center improvements Project Number: P.001896	3,633,000	3,633,000	266,800	107,386	76,585	3,182,229
School Choice Enhancement Project Number: P.002169	100,000	100,000	-	39,880	44,154	15,966
Sanders Park Elementary School						
Building Envelope Improvements (Roof, Window, Ext Wall, etc.), Fire Alarm, Fire Sprinklers, HVAC Improvements, Media Center improvements Project Number: p.002132	4,773,000	4,773,000	-	280,070	114,930	4,378,000

* Project expenditures include, but are not limited to, construction costs, design costs, permitting costs, advertising costs during the planning and procurement phase, equipment, work orders, and Program Management fees.

This is a budget and expenditure activity report, and is not a construction status report. The accompanying introduction and notes are an integral part of this report.



SMART Program Budget Activity Report

Financially Active Projects Detail Schedule

for Quarter Ended March 31, 2019



GOB Referendum Approved by Voters on 11/4/2014 - 52 Months Since Approval

School/ Project	Original Budget	Current Budget	Prior Years Expenditures	Commitments	Current Year Expenditures	Balance
Sandpiper Elementary School						
Fire Alarm, HVAC Improvements Project Number: P.001924	469,000	921,942	52,108	761,497	5,952	102,385
Sawgrass Elementary School						
Building Envelope Improvements (Roof, Window, Ext Wall, etc.), Electrical Improvements, Fire Alarm, Fire Sprinklers, HVAC Improvements Project Number: p.002127	2,646,000	2,646,000	-	196,858	65,143	2,383,999
Sawgrass Springs Middle School						
ADA Restroom, Building Envelope Improvements (Roof, Window, Ext Wall, etc.), Fire Alarm, Fire Sprinklers, HVAC Improvements Project Number: P.001841	6,556,975	6,556,975	595,463	128,815	73,832	5,758,865
Sea Castle Elementary School						
ADA Stage Lift, Building Envelope Improvements (Roof, Window, Ext Wall, etc.), Fire Alarm, HVAC Improvements Project Number: P.001632	2,810,975	2,810,975	684,832	82,078	29,319	2,014,746
Seagull Alternative High School						
School Choice Enhancement Project Number: P.001704	100,000	100,000	43,902	52,242	-	3,856
Building Envelope Improvements (Roof, Window, Ext Wall, etc.), Fire Alarm, Fire Sprinklers, HVAC Improvements Project Number: P.001951	1,324,000	2,455,082	159,015	1,882,901	27,968	385,198

* Project expenditures include, but are not limited to, construction costs, design costs, permitting costs, advertising costs during the planning and procurement phase, equipment, work orders, and Program Management fees.

This is a budget and expenditure activity report, and is not a construction status report.
The accompanying introduction and notes are an integral part of this report.



SMART Program Budget Activity Report

Financially Active Projects Detail Schedule

for Quarter Ended March 31, 2019



GOB Referendum Approved by Voters on 11/4/2014 - 52 Months Since Approval

School/ Project	Original Budget	Current Budget	Prior Years Expenditures	Commitments	Current Year Expenditures	Balance
Seminole Middle School						
Building Envelope Improvements (Roof, Window, Ext Wall, etc.), Fire Alarm, Fire Sprinklers, HVAC Improvements, Media Center improvements Project Number: P.002047	4,619,000	4,619,000	50,612	151,663	260,257	4,156,468
Sheridan Hills Elementary School						
Building Envelope Improvements (Roof, Window, Ext Wall, etc.), Electrical Improvements, Fire Alarm, Fire Sprinklers, HVAC Improvements, Media Center improvements, Safety / Security Upgrade, Safety / Ventilation Project Number: P.001636	3,291,764	3,291,764	309,248	126,883	141,613	2,714,020
Sheridan Park Elementary School						
Building Envelope Improvements (Roof, Window, Ext Wall, etc.), Electrical Improvements, Fire Alarm, HVAC Improvements, Media Center improvements, Safety / Security Upgrade Project Number: p.002071	3,115,000	3,115,000	52,500	157,765	119,546	2,785,189
Sheridan Technical Center						
Building Envelope Improvements (Roof, Window, Ext Wall, etc.), Electrical Improvements, Fire Alarm, Fire Sprinklers, HVAC Improvements, Media Center improvements Project Number: p.002060	7,770,000	7,770,000	-	476,594	231,405	7,062,001

* Project expenditures include, but are not limited to, construction costs, design costs, permitting costs, advertising costs during the planning and procurement phase, equipment, work orders, and Program Management fees.

This is a budget and expenditure activity report, and is not a construction status report. The accompanying introduction and notes are an integral part of this report.



SMART Program Budget Activity Report

Financially Active Projects Detail Schedule for Quarter Ended March 31, 2019



GOB Referendum Approved by Voters on 11/4/2014 - 52 Months Since Approval

School/ Project	Original Budget	Current Budget	Prior Years Expenditures	Commitments	Current Year Expenditures	Balance
Silver Lakes Elementary School						
Building Envelope Improvements (Roof, Window, Ext Wall, etc.), HVAC Improvements Project Number: P.002009	744,000	2,249,741	67,667	17,763	13,625	2,150,686
Silver Lakes Middle School						
Building Envelope Improvements (Roof, Window, Ext Wall, etc.), Fire Sprinklers, Media Center improvements Project Number: p.002144	2,150,000	2,150,000	-	-	85	2,149,915
School Choice Enhancement Project Number: p.002319	100,000	100,000	-	99,957	-	43
Silver Palms Elementary School						
Building Envelope Improvements (Roof, Window, Ext Wall, etc.), PE/Athletic Improvements Project Number: P.002146	1,343,000	1,343,000	-	82,258	67,741	1,193,001
Silver Ridge Elementary School						
Building Envelope Improvements (Roof, Window, Ext Wall, etc.), HVAC Improvements Project Number: P.001984	1,958,000	1,958,000	107,364	72,798	37,360	1,740,478
Silver Shores Elementary School						
Building Envelope Improvements (Roof, Window, Ext Wall, etc.), HVAC Improvements Project Number: P.001906	1,034,000	2,265,560	80,564	1,797,984	131,595	255,417
Silver Trail Middle School						
HVAC Improvements, Re-roofing of existing Buildings #1 and #2 etc. Project Number: P.001406	5,027,000	6,203,150	788,356	4,880,415	123,971	410,408

* Project expenditures include, but are not limited to, construction costs, design costs, permitting costs, advertising costs during the planning and procurement phase, equipment, work orders, and Program Management fees.

This is a budget and expenditure activity report, and is not a construction status report.
The accompanying introduction and notes are an integral part of this report.



SMART Program Budget Activity Report

Financially Active Projects Detail Schedule

for Quarter Ended March 31, 2019



GOB Referendum Approved by Voters on 11/4/2014 - 52 Months Since Approval

School/ Project	Original Budget	Current Budget	Prior Years Expenditures	Commitments	Current Year Expenditures	Balance
South Broward High School						
ADA renovations related to educational adequacy, Building Envelope Improvements (Roof, Window, Ext Wall, etc.), Electrical Improvements, Fire Sprinklers, HVAC Improvements, Safety / Security Upgrade, STEM Lab improvements Project Number: P.001838	5,952,000	5,952,000	310,462	593,298	131,466	4,916,774
School Choice Enhancement Project Number: P.001991	100,000	100,000	67,632	25,744	6,624	-
South Plantation High School						
Building Envelope Improvements (Roof, Window, Ext Wall, etc.), Electrical Improvements, Fire Sprinklers, HVAC Improvements, Media Center improvements, STEM Lab improvements Project Number: p.002090	4,397,000	4,397,000	-	260,413	157,111	3,979,476
Stephen Foster Elementary School						
Building Envelope Improvements (Roof, Window, Ext Wall, etc.), Fire Alarm, HVAC Improvements, Media Center improvements Project Number: p.002067	2,339,000	2,339,000	15,000	122,228	97,772	2,104,000
Stirling Elementary School						
Building Envelope Improvements (Roof, Window, Ext Wall, etc.), HVAC Improvements Project Number: P.001905	2,221,000	2,221,000	175,256	59,135	18,954	1,967,655

* Project expenditures include, but are not limited to, construction costs, design costs, permitting costs, advertising costs during the planning and procurement phase, equipment, work orders, and Program Management fees.

This is a budget and expenditure activity report, and is not a construction status report. The accompanying introduction and notes are an integral part of this report.



SMART Program Budget Activity Report

Financially Active Projects Detail Schedule

for Quarter Ended March 31, 2019



GOB Referendum Approved by Voters on 11/4/2014 - 52 Months Since Approval

School/ Project	Original Budget	Current Budget	Prior Years Expenditures	Commitments	Current Year Expenditures	Balance
Stoneman Douglas High School						
Art Room Renovation and Equipment, Building Envelope Improvements (Roof, Window, Ext Wall, etc.), HVAC Improvements, Install Fire Alarm, Music Room Renovation Project Number: p.000817	10,196,305	10,196,305	38,452	473,837	421,508	9,262,508
Stranahan High School						
Electrical Improvements, Fire Alarm, Fire Sprinklers, HVAC Improvements, Media Center improvements, Replace non ADA compliant concrete ramps and install aluminum canopies, Roof and loggias replacement, STEM Lab improvements Project Number: P.001683	16,726,000	29,031,577	2,106,235	23,342,464	1,724,013	1,858,865
School Choice Enhancement Project Number: P.001700	100,000	100,000	83,657	-	2,095	14,248
Sunland Park Academy						
Building Envelope Improvements (Roof, Window, Ext Wall, etc.), Fire Alarm Project Number: P.001939	498,000	498,000	58,495	13,000	4,250	422,255
Sunrise Middle School						
Building Envelope Improvements (Roof, Window, Ext Wall, etc.), Electrical Improvements, Fire Sprinklers, HVAC Improvements, Safety / Security Upgrade Project Number: P.001819	2,706,000	2,706,000	260,949	54,363	23,092	2,367,596
School Choice Enhancement Project Number: P.001918	100,000	100,000	34,302	7,368	51,321	7,009

* Project expenditures include, but are not limited to, construction costs, design costs, permitting costs, advertising costs during the planning and procurement phase, equipment, work orders, and Program Management fees.

This is a budget and expenditure activity report, and is not a construction status report. The accompanying introduction and notes are an integral part of this report.



SMART Program Budget Activity Report

Financially Active Projects Detail Schedule

for Quarter Ended March 31, 2019



GOB Referendum Approved by Voters on 11/4/2014 - 52 Months Since Approval

School/ Project	Original Budget	Current Budget	Prior Years Expenditures	Commitments	Current Year Expenditures	Balance
Sunset Lakes Elementary School						
School Choice Enhancement Project Number: P.001718	100,000	100,000	-	100,000	-	-
Building Envelope Improvements (Roof, Window, Ext Wall, etc.), HVAC Improvements Project Number: P.001971	1,211,000	1,211,000	93,541	48,030	28,340	1,041,089
Sunshine Elementary School						
Building Envelope Improvements (Roof, Window, Ext Wall, etc.), Fire Alarm, Fire Sprinklers, HVAC Improvements Project Number: p.002079	1,166,000	1,166,000	-	114,448	55,560	995,992
Tamarac Elementary School						
Building Envelope Improvements (Roof, Window, Ext Wall, etc.), Fire Sprinklers, HVAC Improvements Project Number: P.001724	3,191,000	2,463,657	370,818	1,673,083	33,258	386,498
Media Center improvements Project Number: P.002049	295,000	295,000	20,813	7,646	5,224	261,317
Taravella, J.P. High School						
Building Envelope Improvements (Roof, Window, Ext Wall, etc.), Fire Sprinklers, HVAC Improvements, Media Center improvements, Safety / Security Upgrade, STEM Lab improvements Project Number: P.001942	10,990,000	10,990,000	558,327	304,325	290,295	9,837,053
School Choice Enhancement Project Number: P.002237	100,000	100,000	-	10,000	65,676	24,324

* Project expenditures include, but are not limited to, construction costs, design costs, permitting costs, advertising costs during the planning and procurement phase, equipment, work orders, and Program Management fees.

This is a budget and expenditure activity report, and is not a construction status report.
The accompanying introduction and notes are an integral part of this report.



SMART Program Budget Activity Report

Financially Active Projects Detail Schedule

for Quarter Ended March 31, 2019



GOB Referendum Approved by Voters on 11/4/2014 - 52 Months Since Approval

School/ Project	Original Budget	Current Budget	Prior Years Expenditures	Commitments	Current Year Expenditures	Balance
Technology and Support Services Center (TSSC)						
Technology and Support Services Infrastructure Project Number: 985885005	11,000,000	11,000,000	8,506,892	387,323	620,833	1,484,952
Tedder Elementary School						
Building Envelope Improvements (Roof, Window, Ext Wall, etc.), Fire Alarm, Fire Sprinklers, HVAC Improvements, PE/Athletic Improvements Project Number: P.001808	3,188,000	3,188,000	322,039	68,150	44,631	2,753,180
Tequesta Trace Middle School						
Building Envelope Improvements (Roof, Window, Ext Wall, etc.), Electrical Improvements, Fire Alarm, Fire Sprinklers, HVAC Improvements Project Number: P.002042	3,291,000	3,291,000	110,042	202,610	28,087	2,950,261
The Quest Center						
Electrical Improvements, Fire Alarm, HVAC Improvements, Safety / Security Upgrade Project Number: P.001892	1,688,000	1,688,000	169,319	1,271,561	122,044	125,076
School Choice Enhancement Project Number: P.001908	100,000	100,000	33,808	-	50,076	16,116
Thurgood Marshall Elementary School						
ADA Restrooms, Building Envelope Improvements (Roof, Window, Ext Wall, etc.), HVAC Improvements Project Number: p.001674	1,999,736	1,999,736	45,890	86,466	94,600	1,772,780
Tradewinds Elementary School						
Music Instruments Project Number: 348185009	50,000	50,000	35,591	6,400	6,762	1,247

* Project expenditures include, but are not limited to, construction costs, design costs, permitting costs, advertising costs during the planning and procurement phase, equipment, work orders, and Program Management fees.

This is a budget and expenditure activity report, and is not a construction status report. The accompanying introduction and notes are an integral part of this report.



SMART Program Budget Activity Report

Financially Active Projects Detail Schedule

for Quarter Ended March 31, 2019



GOB Referendum Approved by Voters on 11/4/2014 - 52 Months Since Approval

School/ Project	Original Budget	Current Budget	Prior Years Expenditures	Commitments	Current Year Expenditures	Balance
Tradewinds Elementary School						
Building Envelope Improvements (Roof, Window, Ext Wall, etc.), Conversion of Existing Space to Music and/or Art Lab(s), HVAC Improvements, Music Room Renovation, PE/Athletic Improvements Project Number: p.002129	1,711,000	1,711,000	-	102,010	73,790	1,535,200
Tropical Elementary School						
Building Envelope Improvements (Roof, Window, Ext Wall, etc.), Conversion of Existing Space to Music and/or Art Lab(s), Fire Alarm, Fire Sprinklers, HVAC Improvements, Media Center improvements Project Number: p.001904	912,000	912,000	71,154	49,187	11,345	780,314
Village Elementary School						
Fire Alarm, Fire Sprinklers, HVAC Improvements, Media Center improvements Project Number: P.001952	1,003,000	1,003,000	124,208	25,315	11,400	842,077
School Choice Enhancement Project Number: P.002209	100,000	100,000	10,681	2,045	73,817	13,457
Walker Elementary School						
Building Envelope Improvements (Roof, Window, Ext Wall, etc.), Fire Alarm, HVAC Improvements Project Number: P.001938	1,591,000	1,591,000	176,214	29,433	13,845	1,371,508
Watkins Elementary School						
Building Envelope Improvements (Roof, Window, Ext Wall, etc.), Fire Sprinklers Project Number: p.002074	921,000	921,000	-	81,305	56,774	782,921

* Project expenditures include, but are not limited to, construction costs, design costs, permitting costs, advertising costs during the planning and procurement phase, equipment, work orders, and Program Management fees.

This is a budget and expenditure activity report, and is not a construction status report. The accompanying introduction and notes are an integral part of this report.



SMART Program Budget Activity Report

Financially Active Projects Detail Schedule

for Quarter Ended March 31, 2019



GOB Referendum Approved by Voters on 11/4/2014 - 52 Months Since Approval

School/ Project	Original Budget	Current Budget	Prior Years Expenditures	Commitments	Current Year Expenditures	Balance
Welleby Elementary School						
Building Envelope Improvements (Roof, Window, Ext Wall, etc.), Electrical Improvements, Fire Alarm, Fire Sprinklers, HVAC Improvements Project Number: p.002114	2,775,000	2,775,000	-	154,146	105,856	2,514,998
West Broward High School						
HVAC Improvements Project Number: p.002087	438,000	438,000	-	48,725	-	389,275
West Hollywood Elementary School						
Building Envelope Improvements (Roof, Window, Ext Wall, etc.), Fire Alarm, HVAC Improvements Project Number: P.001794	2,679,000	3,910,160	269,388	3,067,409	32,993	540,370
Westchester Elementary School						
School Choice Enhancement Project Number: P.001705	100,000	100,000	-	17,916	15,772	66,312
ADA Restrooms, Replace Fire Alarm, Drainage Improvements, Building Envelope Improvements (Roof, Window, Ext Wall, etc.), Electrical Improvements, Fire Sprinklers, HVAC Improvements, Media Center improvements Project Number: P.001823	3,545,142	3,545,142	434,424	86,571	38,549	2,985,598
Western High School						
Building Envelope Improvements (Roof, Window, Ext Wall, etc.), Electrical Improvements, HVAC Improvements, Media Center improvements, Safety / Security Upgrade, STEM Lab improvements Project Number: P.001967	4,226,000	4,226,000	175,281	210,710	139,683	3,700,326

* Project expenditures include, but are not limited to, construction costs, design costs, permitting costs, advertising costs during the planning and procurement phase, equipment, work orders, and Program Management fees.

This is a budget and expenditure activity report, and is not a construction status report. The accompanying introduction and notes are an integral part of this report.



SMART Program Budget Activity Report

Financially Active Projects Detail Schedule

for Quarter Ended March 31, 2019



GOB Referendum Approved by Voters on 11/4/2014 - 52 Months Since Approval

School/ Project	Original Budget	Current Budget	Prior Years Expenditures	Commitments	Current Year Expenditures	Balance
Western High School						
School Choice Enhancement Project Number: p.002331	100,000	100,000	-	58,699	22,277	19,024
Westglades Middle School						
Building Envelope Improvements (Roof, Window, Ext Wall, etc.) Project Number: p.002131	2,837,000	2,837,000	-	168,616	103,384	2,565,000
Westpine Middle School						
Building Envelope Improvements (Roof, Window, Ext Wall, etc.), Fire Sprinklers, HVAC Improvements Project Number: P.002043	2,285,000	2,285,000	86,949	85,151	108,971	2,003,929
Westwood Heights Elementary School						
School Choice Enhancement Project Number: P.001782	100,000	100,000	86,128	9	13,578	285
Building Envelope Improvements (Roof, Window, Ext Wall, etc.), HVAC Improvements, Media Center improvements Project Number: P.001993	1,720,000	1,720,000	146,532	62,527	20,211	1,490,730
Whiddon-Rogers Education Center						
Building Envelope Improvements (Roof, Window, Ext Wall, etc.), Fire Alarm, HVAC Improvements, Media Center improvements, Replacement of building 10, Replacement of building 11, Replacement of building 12, Replacement of building 13 Project Number: P.001711	5,326,000	5,326,000	591,776	118,713	45,452	4,570,059

* Project expenditures include, but are not limited to, construction costs, design costs, permitting costs, advertising costs during the planning and procurement phase, equipment, work orders, and Program Management fees.

This is a budget and expenditure activity report, and is not a construction status report.
The accompanying introduction and notes are an integral part of this report.



SMART Program Budget Activity Report

Financially Active Projects Detail Schedule

for Quarter Ended March 31, 2019



GOB Referendum Approved by Voters on 11/4/2014 - 52 Months Since Approval

School/ Project	Original Budget	Current Budget	Prior Years Expenditures	Commitments	Current Year Expenditures	Balance
Whispering Pines Education Center						
Building Envelope Improvements (Roof, Window, Ext Wall, etc.), Fire Alarm, Fire Sprinklers, HVAC Improvements Project Number: p.002089	2,100,000	2,100,000	-	137,122	127,738	1,835,140
School Choice Enhancement Project Number: p.002321	100,000	100,000	-	51,801	33,236	14,963
Wilton Manors Elementary School						
Building Envelope Improvements (Roof, Window, Ext Wall, etc.), Fire Alarm, HVAC Improvements Project Number: P.001917	3,438,000	3,438,000	132,102	190,859	96,897	3,018,142
Wingate Oaks Center						
Building Envelope Improvements (Roof, Window, Ext Wall, etc.), Fire Alarm, Media Center improvements, Replacement of HVAC equipment in buildings 1,2,4,5. Project Number: P.001741	2,558,000	2,558,000	440,479	57,564	36,621	2,023,336
School Choice Enhancement Project Number: P.001929	100,000	100,000	9,502	19,603	36,518	34,377
Winston Park Elementary School						
Art Room Renovation and Equipment, Building Envelope Improvements (Roof, Window, Ext Wall, etc.), Conversion of Existing Space to Music and/or Art Lab(s), Fire Sprinklers, HVAC Improvements, Music Room Renovation Project Number: P.001981	2,681,000	2,681,000	279,443	106,718	134,295	2,160,544

* Project expenditures include, but are not limited to, construction costs, design costs, permitting costs, advertising costs during the planning and procurement phase, equipment, work orders, and Program Management fees.

This is a budget and expenditure activity report, and is not a construction status report. The accompanying introduction and notes are an integral part of this report.



SMART Program Budget Activity Report

Financially Active Projects Detail Schedule

for Quarter Ended March 31, 2019



GOB Referendum Approved by Voters on 11/4/2014 - 52 Months Since Approval

School/ Project	Original Budget	Current Budget	Prior Years Expenditures	Commitments	Current Year Expenditures	Balance
Young, Virginia Shuman Elementary School						
Building Envelope Improvements (Roof, Window, Ext Wall, etc.), Fire Alarm, HVAC Improvements Project Number: P.002000	1,724,000	1,724,000	38,796	79,700	116,330	1,489,174
School Choice Enhancement Project Number: P.002241	100,000	100,000	-	-2,653	92,704	9,949
Young, Walter C. Middle School						
Building Envelope Improvements (Roof, Window, Ext Wall, etc.), HVAC Improvements, Media Center improvements, Replacement of building 1 Project Number: P.002010	9,213,000	9,213,000	508,813	358,064	293,960	8,052,163

* Project expenditures include, but are not limited to, construction costs, design costs, permitting costs, advertising costs during the planning and procurement phase, equipment, work orders, and Program Management fees.

This is a budget and expenditure activity report, and is not a construction status report.
The accompanying introduction and notes are an integral part of this report.



SMART Program Budget Activity Report

Financially Active Projects Detail Schedule

for Quarter Ended March 31, 2019



GOB Referendum Approved by Voters on 11/4/20146 - 52 Months Since Approval

	Original Budget	Current Budget	Prior Years Expenditures	Commitments	Current Year Expenditures	Balance
Projects Totals	\$856,535,250	\$944,606,046	\$72,084,131	\$168,799,176	\$44,641,105	\$659,081,634
(Less) DEFP	\$18,380,828	\$18,380,828	\$1,278,601	\$2,411,703	\$1,906,266	\$12,784,258
SMART	\$838,154,422	\$926,225,218	\$70,805,530	\$166,387,473	\$42,734,839	\$646,297,376

* Project expenditures include, but are not limited to, construction costs, design costs, permitting costs, advertising costs during the planning and procurement phase, equipment, work orders, and Program Management fees.

This is a budget and expenditure activity report, and is not a construction status report.
The accompanying introduction and notes are an integral part of this report.



SMART Program Budget Activity Report

Art Kilns Replacement Sub-Report

for Quarter Ended March 31, 2019

GOB Referendum Approved by Voters on 11/4/2014 - 52 Months Since Approval

School	Current Budget	Prior Year Expenditures	Commitments	Current Year Expenditures	Total Consumed	Balance
District Wide (Applied Learning)	392,000					
Apollo Middle School		-	-	5,726	5,726	
Atlantic West Elementary School		-	-	2,863	2,863	
Bethune, Mary M. Elementary School		-	-	5,726	5,726	
Broadview Elementary School		-	-	2,863	2,863	
Challenger Elementary School		-	2,863	-	2,863	
Coconut Palm Elementary School		-	2,863	-	2,863	
Cooper City High School		2,863	-	-	2,863	
Coral Glades High School		5,726	-	-	5,726	
Coral Springs Pre-K - 8		2,863	-	-	2,863	
Coral Springs Middle School		-	5,712	-	5,712	
Country Isles Elementary School		-	2,856	-	2,856	
Croissant Park Elementary School		-	2,856	-	2,856	
Crystal Lake Middle School		-	5,712	-	5,712	
Cypress Bay High School		-	2,863	5,726	8,589	
Cypress Elementary School		2,863	-	-	2,863	
Dania Elementary School		-	2,856	-	2,856	
Deerfield Beach High School		-	-	5,726	5,726	
Deerfield Beach Middle School		5,726	-	-	5,726	
Deerfield Park Elementary School		-	5,712	-	5,712	
Dillard 6-12 School		2,863	-	-	2,863	
Discovery Elementary School		-	2,863	-	2,863	
Drew, Charles Elementary School		-	2,863	-	2,863	
Everglades High School		-	5,712	-	5,712	
Flamingo Elementary School		-	2,863	-	2,863	
Flanagan, Charles W. High School		-	5,712	-	5,712	
Forest Glen Middle School		2,863	-	-	2,863	
Fort Lauderdale High School		-	2,856	-	2,856	
Gator Run Elementary School		-	-	2,863	2,863	
Glades Middle School		-	5,712	-	5,712	
Gulfstream Academy of Hallandale Beach K-8 (Hallandale Elementary School)		-	-	5,726	5,726	
Harbordale Elementary School		-	2,856	-	2,856	
Hollywood Hills High School		-	5,712	-	5,712	
Horizon Elementary School		2,863	-	-	2,863	
Indian Trace Elementary School		-	2,863	-	2,863	
Lakeside Elementary School		2,863	-	-	2,863	
Larkdale Elementary School		-	2,863	-	2,863	
Liberty Elementary School		-	-	2,863	2,863	
Maplewood Elementary School		2,483	-	381	2,864	
McArthur High School		2,863	-	-	2,863	
McNab Elementary School		2,863	-	-	2,863	
Miramar Elementary School		-	-	2,863	2,863	
Miramar High School		-	-	5,726	5,726	
Monarch High School		5,726	-	-	5,726	
New Renaissance Middle School		-	5,712	-	5,712	
Norcrest Elementary School		-	-	2,863	2,863	
North Andrews Gardens Elementary School		-	-	2,863	2,863	
Northeast High School		-	2,856	-	2,856	
Nova Blanche Forman Elementary School		2,863	-	-	2,863	
Nova Dwight D Eisenhower Elementary School		-	-	2,863	2,863	
Nova High School		-	5,712	-	5,712	

SMART Program Budget Activity Report

Art Kilns Replacement Sub-Report

for Quarter Ended March 31, 2019

GOB Referendum Approved by Voters on 11/4/2014 - 52 Months Since Approval

School	Current Budget	Prior Year Expenditures	Commitments	Current Year Expenditures	Total Consumed	Balance
Nova Middle School		5,726	-	-	5,726	
Park Springs Elementary School		2,863	-	-	2,863	
Park Trails Elementary School		-	-	2,863	2,863	
Parkway Middle School		2,863	-	-	2,863	
Pembroke Lakes Elementary School		2,863	-	-	2,863	
Pembroke Pines Elementary School		-	2,856	-	2,856	
Pioneer Middle School		-	5,712	-	5,712	
Piper High School		-	-	8,589	8,589	
Plantation Elementary School		2,863	-	-	2,863	
Plantation High School		5,726	-	-	5,726	
Plantation Middle School		-	-	2,863	2,863	
Pompano Beach Elementary School		-	2,856	-	2,856	
Pompano Beach High School		5,726	-	-	5,726	
Quiet Waters Elementary School		-	-	2,863	2,863	
Ramblewood Elementary School		2,863	-	-	2,863	
Ramblewood Middle School		-	5,712	-	5,712	
Rickards, James S. Middle School		5,726	-	-	5,726	
Riverglades Elementary School		2,863	-	-	2,863	
Rock Island Elementary School		-	2,863	-	2,863	
Royal Palm Elementary School		-	2,863	-	2,863	
Sandpiper Elementary School		-	-	2,863	2,863	
Seminole Middle School		-	5,712	-	5,712	
Sheridan Park Elementary School		2,863	-	-	2,863	
Silver Shores Elementary School		2,863	-	-	2,863	
South Broward High School		-	5,712	-	5,712	
South Plantation High School		-	2,863	5,726	8,589	
Stephen Foster Elementary School		2,863	-	-	2,863	
Stirling Elementary School		2,863	-	-	2,863	
Stoneman Douglas High School		2,863	-	-	2,863	
Sunshine Elementary School		2,863	-	-	2,863	
Taravella, J.P. High School		2,863	-	-	2,863	
Tequesta Trace Middle School		-	-	5,726	5,726	
Tradewinds Elementary School		-	2,856	-	2,856	
Village Elementary School		-	-	2,863	2,863	
Walker Elementary School		-	5,712	-	5,712	
Welleby Elementary School		-	2,856	-	2,856	
Westglades Middle School		5,726	-	-	5,726	
Whispering Pines Education Center		2,863	-	-	2,863	
Young, Virginia Shuman Elementary School		-	-	2,863	2,863	
Totals	392,000	117,003	140,021	94,860	351,884	40,116

SMART Program Budget Activity Report

Drama/Theater Sub-Report

for Quarter Ended March 31, 2019

GOB Referendum Approved by Voters on 11/4/2014 - 52 Months Since Approval

School	Current Budget	Prior Year Expenditures	Commitments	Current Year Expenditures	Total Consumed	Balance
District Wide (Applied Learning)	1,300,000					
Bethune, Mary M. Elementary School		-	-	6,854	6,854	
Cooper City High School		-	-	10,940	10,940	
Coral Glades High School		-	28,800	13,084	41,884	
Coral Springs High School		-	6,919	34,388	41,307	
Coral Springs Middle School		-	-	6,518	6,518	
Cypress Bay High School		-	26,724	14,250	40,974	
Deerfield Beach High School		-	-	13,983	13,983	
Dillard 6-12 School		-	41,441	-	41,441	
Falcon Cove Middle School		-	13,818	-	13,818	
Flanagan, Charles W. High School		-	40,209	-	40,209	
Fort Lauderdale High School		-	-	30,958	30,958	
Hallandale High School		-	36,724	739	37,463	
Hollywood Hills High School		-	-	26,575	26,575	
McArthur High School		-	41,340	-	41,340	
Miramar High School		-	39,022	-	39,022	
Monarch High School		-	20,350	-	20,350	
New Renaissance Middle School		-	4,495	9,457	13,952	
North Andrews Gardens Elementary School		-	-	6,994	6,994	
Nova High School		-	33,842	6,444	40,286	
Parkway Middle School		-	14,000	-	14,000	
Plantation High School		-	40,457	-	40,457	
Pompano Beach High School		-	-	13,977	13,977	
Ramblewood Middle School		-	13,995	-	13,995	
Sawgrass Springs Middle School		-	7,000	-	7,000	
Seminole Middle School		-	-	5,281	5,281	
Silver Lakes Middle School		-	-	6,992	6,992	
South Broward High School		-	-	41,961	41,961	
Stoneman Douglas High School		-	41,647	2,040	43,687	
Taravella, J.P. High School		-	39,951	2,021	41,972	
Walker Elementary School		-	7,000	-	7,000	
West Broward High School		-	-	13,999	13,999	
Western High School		-	-	41,139	41,139	
Westglades Middle School		-	-	13,999	13,999	
	1,300,000	-	497,734	322,593	820,327	479,673

SMART Program Budget Activity Report

Completed and Meets Standard Projects Summary Schedule for Quarter Ended March 31, 2019



GOB Referendum Approved by Voters on 11/4/2014 - 52 Months Since Approval

GOB	Original Budget	Current Budget	Prior Years Expenditures	Commitments	Current Year Expenditures	Balance
Safety	\$ 3,848,297	\$ 3,146,028	\$ 1,958,833	\$ 259,143	\$ 928,052	\$ -
Music & Art	540,000	540,000	459,409	3,098	52,264	25,229
Athletics	6,956,000	7,036,000	4,576,111	77,769	1,568,524	813,596
Renovation	9,377,000	9,377,000	7,727,392	94,228	1,284,547	270,833
Technology	27,489,000	25,825,538	25,825,538	-	-	-
GOB Total	\$ 48,210,297	\$ 45,924,566	\$ 40,547,283	\$ 434,238	\$ 3,833,387	\$ 1,109,658

Non-GOB	Original Budget	Current Budget	Prior Years Expenditures	Commitments	Current Year Expenditures	Balance
Safety	\$ 33,617	\$ 357,819	\$ 205,331	\$ 2,213	\$ 143,316	\$ 6,959
Music & Art	17,900,000	17,950,000	15,283,057	689,592	897,910	1,079,441
Athletics	121,000	121,000	-	-	119,624	1,376
Renovation	24,900,700	20,311,009	18,120,070	11,387	84,290	2,095,262
Technology	42,343,000	37,900,084	37,898,472	-	-	1,612
Non-GOB Total	\$ 85,298,317	\$ 76,639,912	\$ 71,506,930	\$ 703,192	\$ 1,245,140	\$ 3,184,650
Total	\$ 133,508,614	\$ 122,564,478	\$ 112,054,213	\$ 1,137,430	\$ 5,078,527	\$ 4,294,308

Note: When the Facilities Department partially accelerates a phase of a larger project, the project will not be shown as completed in the Budget Activity Report until the entire project is completed. These are noted as partially accelerated for early completion in the School Spotlights.

* Project expenditures include, but are not limited to, construction costs, design costs, permitting costs, advertising costs during the planning and procurement phase, equipment, work orders, and Program Management fees.

There may be some additional financial activity on these projects as the final payments are made and all of the purchase orders are closed-out. When the projects are closed-out remaining balances (savings) are reported to the School Board and returned to the Capital Reserve.

This is a budget and expenditure activity report, and is not a construction status report. The accompanying introduction and notes are an integral part of this budget activity report.



SMART Program Budget Activity Report

Completed and Meets Standard Projects Detail Schedule for Quarter Ended March 31, 2019



GOB Referendum Approved by Voters on 11/4/2014 - 52 Months Since Approval

School/ Project	Original Budget	Current Budget	Prior Years Expenditures	Commitments	Current Year Expenditures	Balance
Anderson, Boyd H. High School						
Additional Computers to Close Gap Project Number: 174185002	236,000	235,956	235,956	-	-	-
Wireless Network Upgrade and CAT 6 Data Port Upgrade Project Number: 174185003	160,000	131,873	131,873	-	-	-
Music Instruments Project Number: 174185009	300,000	300,000	299,970	-	-	30
Renovation of the existing Media Center including select demolition, removal of existing interior stair, new interior wall, etc. Project Number: P.001360	2,018,340	2,018,340	1,449,359	3,933	23,735	541,313
Weight Room Renovation Project Number: p.002024	121,000	121,000	120,691	-	-	309
School Choice Enhancement Project Number: P.002176	100,000	100,000	30,130	-	69,869	1
Apollo Middle School						
Technology Infrastructure Upgrade Project Number: 179185001	13,000	12,997	12,997	-	-	-
Additional Computers to Close Gap Project Number: 179185002	104,000	103,985	103,985	-	-	-
Wireless Network Upgrade and CAT 6 Data Port Upgrade Project Number: 179185003	131,000	91,526	91,526	-	-	-
Music Instruments Project Number: 179185009	100,000	100,000	99,938	55	-	7

* Project expenditures include, but are not limited to, construction costs, design costs, permitting costs, advertising costs during the planning and procurement phase, equipment, work orders, and Program Management fees.

There may be some additional financial activity on these projects as the final payments are made and all of the purchase orders are closed-out. When the projects are closed-out remaining balances (savings) are reported to the School Board and returned to the Capital Reserve.

This is a budget and expenditure activity report, and is not a construction status report. The accompanying introduction and notes are an integral part of this budget activity report.



SMART Program Budget Activity Report

Completed and Meets Standard Projects Detail Schedule for Quarter Ended March 31, 2019



GOB Referendum Approved by Voters on 11/4/2014 - 52 Months Since Approval

School/ Project	Original Budget	Current Budget	Prior Years Expenditures	Commitments	Current Year Expenditures	Balance
Apollo Middle School						
Track Resurfacing Project Number: P.002053	70,000	70,000	47,970	-	-	22,030
Atlantic Technical College						
Technology Infrastructure Upgrade Project Number: 222185001	483,000	483,000	483,000	-	-	-
Wireless Network Upgrade and CAT 6 Data Port Upgrade Project Number: 222185003	179,000	172,804	172,804	-	-	-
School Choice Enhancement Project Number: P.001789	100,000	100,000	99,996	-	-	4
Atlantic Technical, Arthur Ashe, Jr Campus						
Wireless Network Upgrade and CAT 6 Data Port Upgrade Project Number: 470285003	100,000	100,000	100,000	-	-	-
School Choice Enhancement Project Number: P.001693	100,000	100,000	99,827	-	-	173
Atlantic West Elementary School						
Additional Computers to Close Gap Project Number: 251185002	146,000	145,987	145,987	-	-	-
Wireless Network Upgrade and CAT 6 Data Port Upgrade Project Number: 251185003	105,000	63,207	63,207	-	-	-
Music Instruments Project Number: 251185009	50,000	50,000	-	37,520	12,289	191
Attucks Middle School						
Additional Computers to Close Gap Project Number: 034385002	82,000	81,910	81,910	-	-	-

* Project expenditures include, but are not limited to, construction costs, design costs, permitting costs, advertising costs during the planning and procurement phase, equipment, work orders, and Program Management fees.

There may be some additional financial activity on these projects as the final payments are made and all of the purchase orders are closed-out. When the projects are closed-out remaining balances (savings) are reported to the School Board and returned to the Capital Reserve.

This is a budget and expenditure activity report, and is not a construction status report. The accompanying introduction and notes are an integral part of this budget activity report.



SMART Program Budget Activity Report

Completed and Meets Standard Projects Detail Schedule for Quarter Ended March 31, 2019



GOB Referendum Approved by Voters on 11/4/2014 - 52 Months Since Approval

School/ Project	Original Budget	Current Budget	Prior Years Expenditures	Commitments	Current Year Expenditures	Balance
Attucks Middle School						
Wireless Network Upgrade and CAT 6 Data Port Upgrade Project Number: 034385003	121,000	105,710	105,710	-	-	-
Music Instruments Project Number: 034385009	100,000	100,000	99,970	-	-	30
School Choice Enhancement Project Number: P.001709	100,000	100,000	99,980	-	-	20
Bair Middle School						
Additional Computers to Close Gap Project Number: 261185002	134,000	133,949	133,949	-	-	-
Wireless Network Upgrade and CAT 6 Data Port Upgrade Project Number: 261185003	147,000	108,330	108,330	-	-	-
Music Instruments Project Number: 261185009	100,000	100,000	89,022	-	10,975	3
School Choice Enhancement Project Number: P.002228	100,000	100,000	-	-	99,955	45
Banyan Elementary School						
Technology Infrastructure Upgrade Project Number: 200185001	18,000	17,996	17,996	-	-	-
Additional Computers to Close Gap Project Number: 200185002	155,000	154,942	154,942	-	-	-
Wireless Network Upgrade and CAT 6 Data Port Upgrade Project Number: 200185003	94,000	66,154	66,154	-	-	-
Music Instruments Project Number: 200185009	50,000	50,000	43,162	6,836	-	2

* Project expenditures include, but are not limited to, construction costs, design costs, permitting costs, advertising costs during the planning and procurement phase, equipment, work orders, and Program Management fees.

There may be some additional financial activity on these projects as the final payments are made and all of the purchase orders are closed-out. When the projects are closed-out remaining balances (savings) are reported to the School Board and returned to the Capital Reserve.

This is a budget and expenditure activity report, and is not a construction status report. The accompanying introduction and notes are an integral part of this budget activity report.



SMART Program Budget Activity Report

Completed and Meets Standard Projects Detail Schedule for Quarter Ended March 31, 2019



GOB Referendum Approved by Voters on 11/4/2014 - 52 Months Since Approval

School/ Project	Original Budget	Current Budget	Prior Years Expenditures	Commitments	Current Year Expenditures	Balance
Bayview Elementary School						
Technology Infrastructure Upgrade Project Number: 064185001	65,000	64,997	64,997	-	-	-
Additional Computers to Close Gap Project Number: 064185002	92,000	91,988	91,988	-	-	-
Wireless Network Upgrade and CAT 6 Data Port Upgrade Project Number: 064185003	24,000	23,550	23,550	-	-	-
Music Instruments Project Number: 064185009	50,000	50,000	44,497	2,436	1,380	1,687
Beachside Montessori Village						
Technology Infrastructure Upgrade Project Number: 204185001	4,000	3,998	3,998	-	-	-
Additional Computers to Close Gap Project Number: 204185002	210,000	209,806	209,806	-	-	-
Wireless Network Upgrade and CAT 6 Data Port Upgrade Project Number: 204185003	27,000	26,998	26,998	-	-	-
Music Instruments Project Number: 204185009	100,000	100,000	80,247	14,456	1,710	3,587
School Choice Enhancement Project Number: P.001742	100,000	100,000	99,969	10	-	21
Ben Gamla						
Charter School Technology Project Number: 541085004	178,028	177,958	177,958	-	-	-

* Project expenditures include, but are not limited to, construction costs, design costs, permitting costs, advertising costs during the planning and procurement phase, equipment, work orders, and Program Management fees.

There may be some additional financial activity on these projects as the final payments are made and all of the purchase orders are closed-out. When the projects are closed-out remaining balances (savings) are reported to the School Board and returned to the Capital Reserve.

This is a budget and expenditure activity report, and is not a construction status report. The accompanying introduction and notes are an integral part of this budget activity report.



SMART Program Budget Activity Report

Completed and Meets Standard Projects Detail Schedule for Quarter Ended March 31, 2019



GOB Referendum Approved by Voters on 11/4/2014 - 52 Months Since Approval

School/ Project	Original Budget	Current Budget	Prior Years Expenditures	Commitments	Current Year Expenditures	Balance
Ben Gamla Charter School North Broward						
Charter School Technology Project Number: 500185004	22,778	22,773	22,773	-	-	-
Ben Gamla Charter School South Broward						
Charter School Technology Project Number: 539285004	114,789	114,781	114,781	-	-	-
Bennett Elementary School						
Additional Computers to Close Gap Project Number: 020185002	79,000	78,569	78,569	-	-	-
Wireless Network Upgrade and CAT 6 Data Port Upgrade Project Number: 020185003	76,000	46,163	46,163	-	-	-
Bethune, Mary M. Elementary School						
Technology Infrastructure Upgrade Project Number: 034185001	21,000	9,007	9,007	-	-	-
Additional Computers to Close Gap Project Number: 034185002	185,000	184,978	184,978	-	-	-
Wireless Network Upgrade and CAT 6 Data Port Upgrade Project Number: 034185003	114,000	54,825	54,825	-	-	-
Music Instruments Project Number: 034185009	50,000	50,000	49,999	-	-	1
Boulevard Heights Elementary School						
Additional Computers to Close Gap Project Number: 097185002	53,000	52,814	52,814	-	-	-

* Project expenditures include, but are not limited to, construction costs, design costs, permitting costs, advertising costs during the planning and procurement phase, equipment, work orders, and Program Management fees.

There may be some additional financial activity on these projects as the final payments are made and all of the purchase orders are closed-out. When the projects are closed-out remaining balances (savings) are reported to the School Board and returned to the Capital Reserve.

This is a budget and expenditure activity report, and is not a construction status report. The accompanying introduction and notes are an integral part of this budget activity report.



SMART Program Budget Activity Report

Completed and Meets Standard Projects Detail Schedule for Quarter Ended March 31, 2019



GOB Referendum Approved by Voters on 11/4/2014 - 52 Months Since Approval

School/ Project	Original Budget	Current Budget	Prior Years Expenditures	Commitments	Current Year Expenditures	Balance
Boulevard Heights Elementary School						
Wireless Network Upgrade and CAT 6 Data Port Upgrade Project Number: 097185003	77,000	56,961	56,961	-	-	-
Bright Horizons Center						
Additional Computers to Close Gap Project Number: 087185002	31,000	30,974	30,974	-	-	-
Wireless Network Upgrade and CAT 6 Data Port Upgrade Project Number: 087185003	57,000	49,290	49,290	-	-	-
Broadview Elementary School						
Technology Infrastructure Upgrade Project Number: 081185001	113,000	75,855	75,855	-	-	-
Additional Computers to Close Gap Project Number: 081185002	222,000	221,815	221,815	-	-	-
Wireless Network Upgrade and CAT 6 Data Port Upgrade Project Number: 081185003	111,000	65,815	65,815	-	-	-
Music Instruments Project Number: 081185009	50,000	50,000	43,676	-	-	6,324
Broward Community Charter West						
Charter School Technology Project Number: 540385004	95,008	94,687	94,687	-	-	-
Broward Estates Elementary School						
Technology Infrastructure Upgrade Project Number: 050185001	9,000	6,447	6,447	-	-	-

* Project expenditures include, but are not limited to, construction costs, design costs, permitting costs, advertising costs during the planning and procurement phase, equipment, work orders, and Program Management fees.

There may be some additional financial activity on these projects as the final payments are made and all of the purchase orders are closed-out. When the projects are closed-out remaining balances (savings) are reported to the School Board and returned to the Capital Reserve.

This is a budget and expenditure activity report, and is not a construction status report. The accompanying introduction and notes are an integral part of this budget activity report.



SMART Program Budget Activity Report

Completed and Meets Standard Projects Detail Schedule for Quarter Ended March 31, 2019



GOB Referendum Approved by Voters on 11/4/2014 - 52 Months Since Approval

School/ Project	Original Budget	Current Budget	Prior Years Expenditures	Commitments	Current Year Expenditures	Balance
Broward Estates Elementary School						
Additional Computers to Close Gap Project Number: 050185002	50,000	49,976	49,976	-	-	-
Wireless Network Upgrade and CAT 6 Data Port Upgrade Project Number: 050185003	44,000	33,403	33,403	-	-	-
Castle Hill Elementary School						
Technology Infrastructure Upgrade Project Number: 146185001	17,000	12,257	12,257	-	-	-
Additional Computers to Close Gap Project Number: 146185002	171,000	170,681	170,681	-	-	-
Wireless Network Upgrade and CAT 6 Data Port Upgrade Project Number: 146185003	45,000	25,422	25,422	-	-	-
Music Instruments Project Number: 146185009	50,000	50,000	49,514	-	-	486
School Choice Enhancement Project Number: P.001910	100,000	100,000	82,902	1,420	14,080	1,598
Central Charter School						
Charter School Technology Project Number: 504185004	360,851	360,831	360,831	-	-	-
Central Park Elementary School						
Technology Infrastructure Upgrade Project Number: 264185001	164,000	107,802	107,802	-	-	-
Additional Computers to Close Gap Project Number: 264185002	139,000	138,964	138,964	-	-	-

* Project expenditures include, but are not limited to, construction costs, design costs, permitting costs, advertising costs during the planning and procurement phase, equipment, work orders, and Program Management fees.

There may be some additional financial activity on these projects as the final payments are made and all of the purchase orders are closed-out. When the projects are closed-out remaining balances (savings) are reported to the School Board and returned to the Capital Reserve.

This is a budget and expenditure activity report, and is not a construction status report. The accompanying introduction and notes are an integral part of this budget activity report.



SMART Program Budget Activity Report

Completed and Meets Standard Projects Detail Schedule for Quarter Ended March 31, 2019



GOB Referendum Approved by Voters on 11/4/2014 - 52 Months Since Approval

School/ Project	Original Budget	Current Budget	Prior Years Expenditures	Commitments	Current Year Expenditures	Balance
Central Park Elementary School						
Wireless Network Upgrade and CAT 6 Data Port Upgrade Project Number: 264185003	113,000	65,315	65,315	-	-	-
Music Instruments Project Number: 264185009	50,000	50,000	18,887	24,795	6,278	40
Challenger Elementary School						
Additional Computers to Close Gap Project Number: 377185002	223,000	222,929	222,929	-	-	-
Wireless Network Upgrade and CAT 6 Data Port Upgrade Project Number: 377185003	113,000	71,936	71,936	-	-	-
Music Instruments Project Number: 377185009	50,000	50,000	29,617	12,984	7,398	1
Championship Academy of Distinction at Davie						
Charter School Technology Project Number: 542285004	183,722	183,714	183,714	-	-	-
Championship Academy of Distinction at Hollywood						
Charter School Technology Project Number: 536185004	120,783	120,774	120,774	-	-	-
Chapel Trail Elementary School						
Technology Infrastructure Upgrade Project Number: 296185001	108,000	69,855	69,855	-	-	-
Additional Computers to Close Gap Project Number: 296185002	207,000	206,828	206,828	-	-	-

* Project expenditures include, but are not limited to, construction costs, design costs, permitting costs, advertising costs during the planning and procurement phase, equipment, work orders, and Program Management fees.

There may be some additional financial activity on these projects as the final payments are made and all of the purchase orders are closed-out. When the projects are closed-out remaining balances (savings) are reported to the School Board and returned to the Capital Reserve.

This is a budget and expenditure activity report, and is not a construction status report. The accompanying introduction and notes are an integral part of this budget activity report.



SMART Program Budget Activity Report

Completed and Meets Standard Projects Detail Schedule for Quarter Ended March 31, 2019



GOB Referendum Approved by Voters on 11/4/2014 - 52 Months Since Approval

School/ Project	Original Budget	Current Budget	Prior Years Expenditures	Current Year Commitments	Current Year Expenditures	Balance
Chapel Trail Elementary School						
Wireless Network Upgrade and CAT 6 Data Port Upgrade Project Number: 296185003	131,000	69,630	69,630	-	-	-
Music Instruments Project Number: 296185009	50,000	50,000	47,220	1,196	-	1,584
Charter School of Excellence						
Charter School Technology Project Number: 503185004	83,020	83,015	83,015	-	-	-
Charter School of Excellence at Davie						
Charter School Technology Project Number: 527185004	65,337	65,333	65,333	-	-	-
Charter School of Excellence at Davie 2						
Charter School Technology Project Number: 502685004	6,893	6,886	6,886	-	-	-
Charter School of Excellence Fort Lauderdale 2						
Charter School Technology Project Number: 539485004	7,792	7,788	7,788	-	-	-
Charter School of Excellence Tamarac 1 Campus						
Charter School Technology Project Number: 520185004	127,377	127,368	127,368	-	-	-
Charter School of Excellence Tamarac 2 Campus						
Charter School Technology Project Number: 529185004	6,893	6,884	6,884	-	-	-
City of Coral Springs						
Charter School Technology Project Number: 509185004	498,418	498,414	498,414	-	-	-

* Project expenditures include, but are not limited to, construction costs, design costs, permitting costs, advertising costs during the planning and procurement phase, equipment, work orders, and Program Management fees.

There may be some additional financial activity on these projects as the final payments are made and all of the purchase orders are closed-out. When the projects are closed-out remaining balances (savings) are reported to the School Board and returned to the Capital Reserve.

This is a budget and expenditure activity report, and is not a construction status report. The accompanying introduction and notes are an integral part of this budget activity report.



SMART Program Budget Activity Report

Completed and Meets Standard Projects Detail Schedule for Quarter Ended March 31, 2019



GOB Referendum Approved by Voters on 11/4/2014 - 52 Months Since Approval

School/ Project	Original Budget	Current Budget	Prior Years Expenditures	Commitments	Current Year Expenditures	Balance
City of Pembroke Pines East						
Charter School Technology Project Number: 505185004	576,942	576,879	576,879	-	-	-
City of Pembroke Pines High						
Charter School Technology Project Number: 512185004	606,313	606,295	606,295	-	-	-
City of Pembroke Pines Middle West						
Charter School Technology Project Number: 508185004	395,018	394,999	394,999	-	-	-
Coconut Creek Elementary School						
Technology Infrastructure Upgrade Project Number: 142185001	17,000	16,965	16,965	-	-	-
Additional Computers to Close Gap Project Number: 142185002	158,000	157,958	157,958	-	-	-
Wireless Network Upgrade and CAT 6 Data Port Upgrade Project Number: 142185003	84,000	77,554	77,554	-	-	-
Music Instruments Project Number: 142185009	50,000	50,000	49,924	23	-	53
Coconut Creek High School						
Technology Infrastructure Upgrade Project Number: 168185001	26,000	16,306	16,306	-	-	-
Additional Computers to Close Gap Project Number: 168185002	288,000	287,849	287,849	-	-	-
Wireless Network Upgrade and CAT 6 Data Port Upgrade Project Number: 168185003	233,000	118,258	118,258	-	-	-

* Project expenditures include, but are not limited to, construction costs, design costs, permitting costs, advertising costs during the planning and procurement phase, equipment, work orders, and Program Management fees.

There may be some additional financial activity on these projects as the final payments are made and all of the purchase orders are closed-out. When the projects are closed-out remaining balances (savings) are reported to the School Board and returned to the Capital Reserve.

This is a budget and expenditure activity report, and is not a construction status report. The accompanying introduction and notes are an integral part of this budget activity report.



SMART Program Budget Activity Report

Completed and Meets Standard Projects Detail Schedule for Quarter Ended March 31, 2019



GOB Referendum Approved by Voters on 11/4/2014 - 52 Months Since Approval

School/ Project	Original Budget	Current Budget	Prior Years Expenditures	Commitments	Current Year Expenditures	Balance
Coconut Creek High School						
Music Instruments Project Number: 168185009	300,000	300,000	296,745	2,718	532	5
Weight Room Renovation Project Number: P.002019	121,000	121,000	120,606	-	-	394
Coconut Palm Elementary School						
Technology Infrastructure Upgrade Project Number: 374185001	145,000	80,568	80,568	-	-	-
Additional Computers to Close Gap Project Number: 374185002	192,000	191,953	191,953	-	-	-
Wireless Network Upgrade and CAT 6 Data Port Upgrade Project Number: 374185003	56,000	-	-	-	-	-
Music Instruments Project Number: 374185009	50,000	50,000	49,915	-	-	85
Colbert Elementary School						
Additional Computers to Close Gap Project Number: 023185002	123,000	122,824	122,824	-	-	-
Wireless Network Upgrade and CAT 6 Data Port Upgrade Project Number: 023185003	58,000	28,562	28,562	-	-	-
Music Instruments Project Number: 023185009	50,000	50,000	49,999	-	-	1
Collins Elementary School						
Additional Computers to Close Gap Project Number: 033185002	64,000	63,779	63,779	-	-	-

* Project expenditures include, but are not limited to, construction costs, design costs, permitting costs, advertising costs during the planning and procurement phase, equipment, work orders, and Program Management fees.

There may be some additional financial activity on these projects as the final payments are made and all of the purchase orders are closed-out. When the projects are closed-out remaining balances (savings) are reported to the School Board and returned to the Capital Reserve.

This is a budget and expenditure activity report, and is not a construction status report. The accompanying introduction and notes are an integral part of this budget activity report.



SMART Program Budget Activity Report

Completed and Meets Standard Projects Detail Schedule for Quarter Ended March 31, 2019



GOB Referendum Approved by Voters on 11/4/2014 - 52 Months Since Approval

School/ Project	Original Budget	Current Budget	Prior Years Expenditures	Commitments	Current Year Expenditures	Balance
Collins Elementary School						
Wireless Network Upgrade and CAT 6 Data Port Upgrade Project Number: 033185003	52,000	39,802	39,802	-	-	-
Cooper City Elementary School						
Technology Infrastructure Upgrade Project Number: 121185001	136,000	83,221	83,221	-	-	-
Additional Computers to Close Gap Project Number: 121185002	132,000	131,833	131,833	-	-	-
Wireless Network Upgrade and CAT 6 Data Port Upgrade Project Number: 121185003	65,000	-	-	-	-	-
Music Instruments Project Number: 121185009	50,000	50,000	33,139	-	12,556	4,305
Cooper City High School						
Technology Infrastructure Upgrade Project Number: 193185001	24,000	-	-	-	-	-
Additional Computers to Close Gap Project Number: 193185002	54,000	53,946	53,946	-	-	-
Wireless Network Upgrade and CAT 6 Data Port Upgrade Project Number: 193185003	150,000	82,598	82,598	-	-	-
Music Instruments Project Number: 193185009	300,000	300,000	299,996	-	-	4
Weight Room Renovation Project Number: p.002137	121,000	121,000	-	4,000	113,624	3,376

* Project expenditures include, but are not limited to, construction costs, design costs, permitting costs, advertising costs during the planning and procurement phase, equipment, work orders, and Program Management fees.

There may be some additional financial activity on these projects as the final payments are made and all of the purchase orders are closed-out. When the projects are closed-out remaining balances (savings) are reported to the School Board and returned to the Capital Reserve.

This is a budget and expenditure activity report, and is not a construction status report. The accompanying introduction and notes are an integral part of this budget activity report.



SMART Program Budget Activity Report

Completed and Meets Standard Projects Detail Schedule for Quarter Ended March 31, 2019



GOB Referendum Approved by Voters on 11/4/2014 - 52 Months Since Approval

School/ Project	Original Budget	Current Budget	Prior Years Expenditures	Commitments	Current Year Expenditures	Balance
Coral Cove Elementary School						
Technology Infrastructure Upgrade Project Number: 201185001	120,000	98,554	98,554	-	-	-
Additional Computers to Close Gap Project Number: 201185002	193,000	192,994	192,994	-	-	-
Wireless Network Upgrade and CAT 6 Data Port Upgrade Project Number: 201185003	87,000	55,519	55,519	-	-	-
Music Instruments Project Number: 201185009	50,000	50,000	37,265	6,278	-	6,457
School Choice Enhancement Project Number: P.001854	100,000	100,000	99,963	-	-	37
Coral Glades High School						
Technology Infrastructure Upgrade Project Number: 386185001	194,000	193,872	193,872	-	-	-
Additional Computers to Close Gap Project Number: 386185002	525,000	524,960	524,960	-	-	-
Wireless Network Upgrade and CAT 6 Data Port Upgrade Project Number: 386185003	15,000	13,533	13,533	-	-	-
Music Instruments Project Number: 386185009	300,000	300,000	293,049	-	-	6,951
Weight Room Renovation Project Number: p.002138	121,000	121,000	-	-	120,286	714

* Project expenditures include, but are not limited to, construction costs, design costs, permitting costs, advertising costs during the planning and procurement phase, equipment, work orders, and Program Management fees.

There may be some additional financial activity on these projects as the final payments are made and all of the purchase orders are closed-out. When the projects are closed-out remaining balances (savings) are reported to the School Board and returned to the Capital Reserve.

This is a budget and expenditure activity report, and is not a construction status report. The accompanying introduction and notes are an integral part of this budget activity report.



SMART Program Budget Activity Report

Completed and Meets Standard Projects Detail Schedule for Quarter Ended March 31, 2019



GOB Referendum Approved by Voters on 11/4/2014 - 52 Months Since Approval

School/ Project	Original Budget	Current Budget	Prior Years Expenditures	Commitments	Current Year Expenditures	Balance
Coral Park Elementary School						
Technology Infrastructure Upgrade Project Number: 304185001	152,000	110,060	110,060	-	-	-
Additional Computers to Close Gap Project Number: 304185002	116,000	115,964	115,964	-	-	-
Wireless Network Upgrade and CAT 6 Data Port Upgrade Project Number: 304185003	88,000	57,433	57,433	-	-	-
Music Instruments Project Number: 304185009	50,000	50,000	43,684	6,316	-	-
Coral Springs Pre-K - 8						
Technology Infrastructure Upgrade Project Number: 255185001	26,000	25,782	25,782	-	-	-
Additional Computers to Close Gap Project Number: 255185002	126,000	125,905	125,905	-	-	-
Wireless Network Upgrade and CAT 6 Data Port Upgrade Project Number: 255185003	52,000	47,953	47,953	-	-	-
Music Instruments Project Number: 255185009	50,000	50,000	43,035	705	6,248	12
Coral Springs High School						
Technology Infrastructure Upgrade Project Number: 115185001	382,000	239,727	239,727	-	-	-
Additional Computers to Close Gap Project Number: 115185002	505,000	504,781	504,781	-	-	-

* Project expenditures include, but are not limited to, construction costs, design costs, permitting costs, advertising costs during the planning and procurement phase, equipment, work orders, and Program Management fees.

There may be some additional financial activity on these projects as the final payments are made and all of the purchase orders are closed-out. When the projects are closed-out remaining balances (savings) are reported to the School Board and returned to the Capital Reserve.

This is a budget and expenditure activity report, and is not a construction status report. The accompanying introduction and notes are an integral part of this budget activity report.



SMART Program Budget Activity Report

Completed and Meets Standard Projects Detail Schedule for Quarter Ended March 31, 2019



GOB Referendum Approved by Voters on 11/4/2014 - 52 Months Since Approval

School/ Project	Original Budget	Current Budget	Prior Years Expenditures	Commitments	Current Year Expenditures	Balance
Coral Springs High School						
Wireless Network Upgrade and CAT 6 Data Port Upgrade Project Number: 115185003	51,000	50,878	50,878	-	-	-
Music Instruments Project Number: 115185009	165,000	165,000	164,893	-	-	107
School Choice Enhancement Project Number: P.001768	100,000	100,000	99,876	-	-	124
Coral Springs Middle School						
Technology Infrastructure Upgrade Project Number: 256185001	192,000	126,458	126,458	-	-	-
Additional Computers to Close Gap Project Number: 256185002	217,000	216,866	216,866	-	-	-
Wireless Network Upgrade and CAT 6 Data Port Upgrade Project Number: 256185003	88,000	86,129	86,129	-	-	-
Music Instruments Project Number: 256185009	100,000	100,000	100,000	-	-	-
Country Hills Elementary School						
Technology Infrastructure Upgrade Project Number: 311185001	165,000	116,831	116,831	-	-	-
Additional Computers to Close Gap Project Number: 311185002	207,000	206,850	206,850	-	-	-
Wireless Network Upgrade and CAT 6 Data Port Upgrade Project Number: 311185003	111,000	63,843	63,843	-	-	-

* Project expenditures include, but are not limited to, construction costs, design costs, permitting costs, advertising costs during the planning and procurement phase, equipment, work orders, and Program Management fees.

There may be some additional financial activity on these projects as the final payments are made and all of the purchase orders are closed-out. When the projects are closed-out remaining balances (savings) are reported to the School Board and returned to the Capital Reserve.

This is a budget and expenditure activity report, and is not a construction status report.
The accompanying introduction and notes are an integral part of this budget activity report.



SMART Program Budget Activity Report

Completed and Meets Standard Projects Detail Schedule for Quarter Ended March 31, 2019



GOB Referendum Approved by Voters on 11/4/2014 - 52 Months Since Approval

School/ Project	Original Budget	Current Budget	Prior Years Expenditures	Commitments	Current Year Expenditures	Balance
Country Hills Elementary School						
Music Instruments Project Number: 311185009	50,000	50,000	45,374	-	36	4,590
Country Isles Elementary School						
Technology Infrastructure Upgrade Project Number: 298185001	137,000	115,712	115,712	-	-	-
Additional Computers to Close Gap Project Number: 298185002	178,000	177,972	177,972	-	-	-
Wireless Network Upgrade and CAT 6 Data Port Upgrade Project Number: 298185003	55,000	40,057	40,057	-	-	-
Music Instruments Project Number: 298185009	50,000	50,000	43,721	6,278	-	1
School Choice Enhancement Project Number: P.001719	100,000	100,000	100,000	-	-	-
Cresthaven Elementary School						
Technology Infrastructure Upgrade Project Number: 090185001	22,000	21,762	21,762	-	-	-
Additional Computers to Close Gap Project Number: 090185002	193,000	192,912	192,912	-	-	-
Wireless Network Upgrade and CAT 6 Data Port Upgrade Project Number: 090185003	81,000	56,069	56,069	-	-	-
Music Instruments Project Number: 090185009	50,000	50,000	34,790	13,786	1,423	1

* Project expenditures include, but are not limited to, construction costs, design costs, permitting costs, advertising costs during the planning and procurement phase, equipment, work orders, and Program Management fees.

There may be some additional financial activity on these projects as the final payments are made and all of the purchase orders are closed-out. When the projects are closed-out remaining balances (savings) are reported to the School Board and returned to the Capital Reserve.

This is a budget and expenditure activity report, and is not a construction status report. The accompanying introduction and notes are an integral part of this budget activity report.



SMART Program Budget Activity Report

Completed and Meets Standard Projects Detail Schedule for Quarter Ended March 31, 2019



GOB Referendum Approved by Voters on 11/4/2014 - 52 Months Since Approval

School/ Project	Original Budget	Current Budget	Prior Years Expenditures	Commitments	Current Year Expenditures	Balance
Croissant Park Elementary School						
Additional Computers to Close Gap Project Number: 022185002	214,000	213,800	213,800	-	-	-
Wireless Network Upgrade and CAT 6 Data Port Upgrade Project Number: 022185003	98,000	66,406	66,406	-	-	-
Music Instruments Project Number: 022185009	50,000	50,000	49,777	23	198	2
Cross Creek School						
Additional Computers to Close Gap Project Number: 322285002	37,000	36,948	36,948	-	-	-
Wireless Network Upgrade and CAT 6 Data Port Upgrade Project Number: 322285003	39,000	34,137	34,137	-	-	-
Music Instruments Project Number: 322285009	50,000	50,000	8,655	14,044	27,301	-
Crystal Lake Middle School						
Technology Infrastructure Upgrade Project Number: 187185001	13,000	12,997	12,997	-	-	-
Additional Computers to Close Gap Project Number: 187185002	175,000	174,994	174,994	-	-	-
Wireless Network Upgrade and CAT 6 Data Port Upgrade Project Number: 187185003	137,000	116,751	116,751	-	-	-

* Project expenditures include, but are not limited to, construction costs, design costs, permitting costs, advertising costs during the planning and procurement phase, equipment, work orders, and Program Management fees.

There may be some additional financial activity on these projects as the final payments are made and all of the purchase orders are closed-out. When the projects are closed-out remaining balances (savings) are reported to the School Board and returned to the Capital Reserve.

This is a budget and expenditure activity report, and is not a construction status report. The accompanying introduction and notes are an integral part of this budget activity report.



SMART Program Budget Activity Report

Completed and Meets Standard Projects Detail Schedule for Quarter Ended March 31, 2019



GOB Referendum Approved by Voters on 11/4/2014 - 52 Months Since Approval

School/ Project	Original Budget	Current Budget	Prior Years Expenditures	Commitments	Current Year Expenditures	Balance
Cypress Bay High School						
Technology Infrastructure Upgrade Project Number: 362385001	578,000	350,804	350,804	-	-	-
Additional Computers to Close Gap Project Number: 362385002	970,000	969,812	969,812	-	-	-
Wireless Network Upgrade and CAT 6 Data Port Upgrade Project Number: 362385003	182,000	148,501	148,501	-	-	-
Music Instruments Project Number: 362385009	300,000	300,000	299,034	956	-	10
School Choice Enhancement Project Number: P.001763	100,000	100,000	100,000	-	-	-
Weight Room Renovation Project Number: P.002020	121,000	121,000	121,000	-	-	-
Track Resurfacing Project Number: P.002054	300,000	345,000	304,496	-	-	40,504
Cypress Elementary School						
Technology Infrastructure Upgrade Project Number: 178185001	61,000	34,735	34,735	-	-	-
Additional Computers to Close Gap Project Number: 178185002	247,000	246,797	246,797	-	-	-
Wireless Network Upgrade and CAT 6 Data Port Upgrade Project Number: 178185003	96,000	62,650	62,650	-	-	-
Music Instruments Project Number: 178185009	50,000	50,000	41,457	13	8,237	293

* Project expenditures include, but are not limited to, construction costs, design costs, permitting costs, advertising costs during the planning and procurement phase, equipment, work orders, and Program Management fees.

There may be some additional financial activity on these projects as the final payments are made and all of the purchase orders are closed-out. When the projects are closed-out remaining balances (savings) are reported to the School Board and returned to the Capital Reserve.

This is a budget and expenditure activity report, and is not a construction status report. The accompanying introduction and notes are an integral part of this budget activity report.



SMART Program Budget Activity Report

Completed and Meets Standard Projects Detail Schedule for Quarter Ended March 31, 2019



GOB Referendum Approved by Voters on 11/4/2014 - 52 Months Since Approval

School/ Project	Original Budget	Current Budget	Prior Years Expenditures	Commitments	Current Year Expenditures	Balance
Cypress Elementary School						
School Choice Enhancement Project Number: P.001762	100,000	100,000	80,488	19,512	-	-
Cypress Run Education Center						
Wireless Network Upgrade and CAT 6 Data Port Upgrade Project Number: 212385003	21,000	10,536	10,536	-	-	-
School Choice Enhancement Project Number: P.001760	100,000	100,000	99,994	-	-	6
Dandy, William Middle School						
Technology Infrastructure Upgrade Project Number: 107185001	9,000	8,538	8,538	-	-	-
Additional Computers to Close Gap Project Number: 107185002	85,000	84,995	84,995	-	-	-
Wireless Network Upgrade and CAT 6 Data Port Upgrade Project Number: 107185003	123,000	101,396	101,396	-	-	-
Music Instruments Project Number: 107185009	100,000	100,000	99,996	-	-	4
Dania Elementary School						
Additional Computers to Close Gap Project Number: 010185002	135,000	134,915	134,915	-	-	-
Wireless Network Upgrade and CAT 6 Data Port Upgrade Project Number: 010185003	74,000	38,870	38,870	-	-	-
Music Instruments Project Number: 010185009	50,000	50,000	50,000	-	-	-

* Project expenditures include, but are not limited to, construction costs, design costs, permitting costs, advertising costs during the planning and procurement phase, equipment, work orders, and Program Management fees.

There may be some additional financial activity on these projects as the final payments are made and all of the purchase orders are closed-out. When the projects are closed-out remaining balances (savings) are reported to the School Board and returned to the Capital Reserve.

This is a budget and expenditure activity report, and is not a construction status report. The accompanying introduction and notes are an integral part of this budget activity report.



SMART Program Budget Activity Report

Completed and Meets Standard Projects Detail Schedule for Quarter Ended March 31, 2019



GOB Referendum Approved by Voters on 11/4/2014 - 52 Months Since Approval

School/ Project	Original Budget	Current Budget	Prior Years Expenditures	Commitments	Current Year Expenditures	Balance
Dave Thomas Education Center						
Technology Infrastructure Upgrade Project Number: 365185001	62,000	58,753	58,753	-	-	-
Wireless Network Upgrade and CAT 6 Data Port Upgrade Project Number: 365185003	45,000	9,539	9,539	-	-	-
Music Instruments Project Number: 365185009	50,000	50,000	50,000	-	-	-
School Choice Enhancement Project Number: P.002012	100,000	100,000	99,399	1	600	-
Dave Thomas Education Center-West						
Wireless Network Upgrade and CAT 6 Data Port Upgrade Project Number: 203185003	62,000	36,191	36,191	-	-	-
Music Instruments Project Number: 203185009	50,000	50,000	-	-	-	50,000
School Choice Enhancement Project Number: P.001800	100,000	100,000	100,000	-	-	-
Davie Elementary School						
Additional Computers to Close Gap Project Number: 280185002	202,000	201,909	201,909	-	-	-
Wireless Network Upgrade and CAT 6 Data Port Upgrade Project Number: 280185003	88,000	56,770	56,770	-	-	-
Music Instruments Project Number: 280185009	50,000	50,000	49,987	-	-	13

* Project expenditures include, but are not limited to, construction costs, design costs, permitting costs, advertising costs during the planning and procurement phase, equipment, work orders, and Program Management fees.

There may be some additional financial activity on these projects as the final payments are made and all of the purchase orders are closed-out. When the projects are closed-out remaining balances (savings) are reported to the School Board and returned to the Capital Reserve.

This is a budget and expenditure activity report, and is not a construction status report. The accompanying introduction and notes are an integral part of this budget activity report.



SMART Program Budget Activity Report

Completed and Meets Standard Projects Detail Schedule for Quarter Ended March 31, 2019



GOB Referendum Approved by Voters on 11/4/2014 - 52 Months Since Approval

School/ Project	Original Budget	Current Budget	Prior Years Expenditures	Commitments	Current Year Expenditures	Balance
Deerfield Beach Elementary School						
Additional Computers to Close Gap Project Number: 001185002	207,000	206,934	206,934	-	-	-
Wireless Network Upgrade and CAT 6 Data Port Upgrade Project Number: 001185003	85,000	56,136	56,136	-	-	-
Music Instruments Project Number: 001185009	50,000	50,000	18,927	6,278	24,795	-
Deerfield Beach High School						
Technology Infrastructure Upgrade Project Number: 171185001	13,000	11,373	11,373	-	-	-
Additional Computers to Close Gap Project Number: 171185002	492,000	491,967	491,967	-	-	-
Wireless Network Upgrade and CAT 6 Data Port Upgrade Project Number: 171185003	238,000	166,021	166,021	-	-	-
Weight Room Renovation Project Number: p.002157	121,000	121,000	-	-	119,624	1,376
Deerfield Beach Middle School						
Additional Computers to Close Gap Project Number: 091185002	155,000	154,908	154,908	-	-	-
Wireless Network Upgrade and CAT 6 Data Port Upgrade Project Number: 091185003	69,000	68,965	68,965	-	-	-
Music Instruments Project Number: 091185009	30,000	30,000	10,985	-	1,485	17,530

* Project expenditures include, but are not limited to, construction costs, design costs, permitting costs, advertising costs during the planning and procurement phase, equipment, work orders, and Program Management fees.

There may be some additional financial activity on these projects as the final payments are made and all of the purchase orders are closed-out. When the projects are closed-out remaining balances (savings) are reported to the School Board and returned to the Capital Reserve.

This is a budget and expenditure activity report, and is not a construction status report. The accompanying introduction and notes are an integral part of this budget activity report.



SMART Program Budget Activity Report

Completed and Meets Standard Projects Detail Schedule for Quarter Ended March 31, 2019



GOB Referendum Approved by Voters on 11/4/2014 - 52 Months Since Approval

School/ Project	Original Budget	Current Budget	Prior Years Expenditures	Commitments	Current Year Expenditures	Balance
Deerfield Park Elementary School						
Additional Computers to Close Gap Project Number: 039185002	166,000	165,785	165,785	-	-	-
Wireless Network Upgrade and CAT 6 Data Port Upgrade Project Number: 039185003	45,000	40,814	40,814	-	-	-
Music Instruments Project Number: 039185009	50,000	50,000	46,634	-	-	3,366
Dillard 6-12 School						
Additional Computers to Close Gap Project Number: 037185002	199,000	198,911	198,911	-	-	-
Wireless Network Upgrade and CAT 6 Data Port Upgrade Project Number: 037185003	251,000	190,021	190,021	-	-	-
Music Instruments Project Number: 037185009	300,000	300,000	299,999	-	-	1
Weight Room Renovation Project Number: P.001930	121,000	121,000	113,868	240	6,855	37
Dillard Elementary School						
Additional Computers to Close Gap Project Number: 027185002	29,000	28,768	28,768	-	-	-
Wireless Network Upgrade and CAT 6 Data Port Upgrade Project Number: 027185003	44,000	43,761	43,761	-	-	0
Music Instruments Project Number: 027185009	50,000	50,000	18,269	8,733	20,190	2,808

* Project expenditures include, but are not limited to, construction costs, design costs, permitting costs, advertising costs during the planning and procurement phase, equipment, work orders, and Program Management fees.

There may be some additional financial activity on these projects as the final payments are made and all of the purchase orders are closed-out. When the projects are closed-out remaining balances (savings) are reported to the School Board and returned to the Capital Reserve.

This is a budget and expenditure activity report, and is not a construction status report. The accompanying introduction and notes are an integral part of this budget activity report.



SMART Program Budget Activity Report

Completed and Meets Standard Projects Detail Schedule for Quarter Ended March 31, 2019



GOB Referendum Approved by Voters on 11/4/2014 - 52 Months Since Approval

School/ Project	Original Budget	Current Budget	Prior Years Expenditures	Commitments	Current Year Expenditures	Balance
Discovery Elementary School						
Technology Infrastructure Upgrade Project Number: 396285001	4,000	3,865	3,865	-	-	-
Additional Computers to Close Gap Project Number: 396285002	281,000	280,826	280,826	-	-	-
Wireless Network Upgrade and CAT 6 Data Port Upgrade Project Number: 396285003	28,000	27,468	27,468	-	-	-
Music Instruments Project Number: 396285009	50,000	50,000	40,003	-	-	9,997
School Choice Enhancement Project Number: P.001769	100,000	100,000	66,653	15	7,000	26,332
Discovery Middle Charter School						
Charter School Technology Project Number: 541285004	40,461	40,410	40,410	-	-	-
District Wide - (Facilities Department)						
Single Point of Entry Upgrade Project Number: SP-C85010	2,945,297	3,240,636	2,005,092	210,498	1,025,046	-
District Wide Non-Facility Funding						
Charter School Technology Project Number: 973185004	1,654,012	-	-	-	-	-
Dolphin Bay Elementary School						
Technology Infrastructure Upgrade Project Number: 375185001	2,000	1,833	1,833	-	-	-
Additional Computers to Close Gap Project Number: 375185002	71,000	70,917	70,917	-	-	-

* Project expenditures include, but are not limited to, construction costs, design costs, permitting costs, advertising costs during the planning and procurement phase, equipment, work orders, and Program Management fees.

There may be some additional financial activity on these projects as the final payments are made and all of the purchase orders are closed-out. When the projects are closed-out remaining balances (savings) are reported to the School Board and returned to the Capital Reserve.

This is a budget and expenditure activity report, and is not a construction status report. The accompanying introduction and notes are an integral part of this budget activity report.



SMART Program Budget Activity Report

Completed and Meets Standard Projects Detail Schedule for Quarter Ended March 31, 2019



GOB Referendum Approved by Voters on 11/4/2014 - 52 Months Since Approval

School/ Project	Original Budget	Current Budget	Prior Years Expenditures	Commitments	Current Year Expenditures	Balance
Dolphin Bay Elementary School						
Wireless Network Upgrade and CAT 6 Data Port Upgrade Project Number: 375185003	84,000	83,327	83,327	-	-	-
Music Instruments Project Number: 375185009	50,000	50,000	36,669	6,278	771	6,282
Drew, Charles Elementary School						
Additional Computers to Close Gap Project Number: 322185002	121,000	120,822	120,822	-	-	-
Wireless Network Upgrade and CAT 6 Data Port Upgrade Project Number: 322185003	22,000	21,426	21,426	-	-	-
Music Instruments Project Number: 322185009	50,000	50,000	10,682	39,318	-	-
Drew, Charles Family Resource Center						
Technology Infrastructure Upgrade Project Number: 030185001	31,000	17,017	17,017	-	-	-
Wireless Network Upgrade and CAT 6 Data Port Upgrade Project Number: 030185003	37,000	11,954	11,954	-	-	-
Music Instruments Project Number: 030185009	50,000	50,000	-	-	-	50,000
School Choice Enhancement Project Number: P.002029	100,000	100,000	98,743	-	1,098	159
Driftwood Elementary School						
Additional Computers to Close Gap Project Number: 072185002	121,000	120,893	120,893	-	-	-

* Project expenditures include, but are not limited to, construction costs, design costs, permitting costs, advertising costs during the planning and procurement phase, equipment, work orders, and Program Management fees.

There may be some additional financial activity on these projects as the final payments are made and all of the purchase orders are closed-out. When the projects are closed-out remaining balances (savings) are reported to the School Board and returned to the Capital Reserve.

This is a budget and expenditure activity report, and is not a construction status report. The accompanying introduction and notes are an integral part of this budget activity report.



SMART Program Budget Activity Report

Completed and Meets Standard Projects Detail Schedule for Quarter Ended March 31, 2019



GOB Referendum Approved by Voters on 11/4/2014 - 52 Months Since Approval

School/ Project	Original Budget	Current Budget	Prior Years Expenditures	Commitments	Current Year Expenditures	Balance
Driftwood Elementary School						
Wireless Network Upgrade and CAT 6 Data Port Upgrade Project Number: 072185003	74,000	52,543	52,543	-	-	-
Music Instruments Project Number: 072185009	50,000	50,000	43,407	6,278	-	315
Driftwood Middle School						
Technology Infrastructure Upgrade Project Number: 086185001	8,000	6,061	6,061	-	-	-
Additional Computers to Close Gap Project Number: 086185002	216,000	215,864	215,864	-	-	-
Wireless Network Upgrade and CAT 6 Data Port Upgrade Project Number: 086185003	161,000	142,694	142,694	-	-	-
Music Instruments Project Number: 086185009	100,000	100,000	100,000	-	-	-
Eagle Point Elementary School						
Technology Infrastructure Upgrade Project Number: 346185001	168,000	162,880	162,880	-	-	-
Additional Computers to Close Gap Project Number: 346185002	218,000	217,937	217,937	-	-	-
Wireless Network Upgrade and CAT 6 Data Port Upgrade Project Number: 346185003	132,000	84,388	84,388	-	-	-
Music Instruments Project Number: 346185009	50,000	50,000	43,674	6,278	-	48

* Project expenditures include, but are not limited to, construction costs, design costs, permitting costs, advertising costs during the planning and procurement phase, equipment, work orders, and Program Management fees.

There may be some additional financial activity on these projects as the final payments are made and all of the purchase orders are closed-out. When the projects are closed-out remaining balances (savings) are reported to the School Board and returned to the Capital Reserve.

This is a budget and expenditure activity report, and is not a construction status report.
The accompanying introduction and notes are an integral part of this budget activity report.



SMART Program Budget Activity Report

Completed and Meets Standard Projects Detail Schedule for Quarter Ended March 31, 2019



GOB Referendum Approved by Voters on 11/4/2014 - 52 Months Since Approval

School/ Project	Original Budget	Current Budget	Prior Years Expenditures	Commitments	Current Year Expenditures	Balance
Eagle Point Elementary School						
School Choice Enhancement Project Number: P.001708	100,000	100,000	97,686	-	2,203	111
Eagle Ridge Elementary School						
Technology Infrastructure Upgrade Project Number: 344185001	37,000	29,921	29,921	-	-	-
Additional Computers to Close Gap Project Number: 344185002	150,000	149,915	149,915	-	-	-
Wireless Network Upgrade and CAT 6 Data Port Upgrade Project Number: 344185003	75,000	59,357	59,357	-	-	-
Music Instruments Project Number: 344185009	50,000	50,000	39,292	10,706	-	2
School Choice Enhancement Project Number: P.001797	100,000	100,000	100,000	-	-	-
Eagles' Nest Elementary Charter School						
Charter School Technology Project Number: 535585004	60,841	60,817	60,817	-	-	-
Eagles' Nest Middle Charter School						
Charter School Technology Project Number: 535685004	33,268	33,247	33,247	-	-	-
Ely, Blanche High School						
Technology Infrastructure Upgrade Project Number: 036185001	11,000	-	-	-	-	-
Additional Computers to Close Gap Project Number: 036185002	435,000	434,767	434,767	-	-	-

* Project expenditures include, but are not limited to, construction costs, design costs, permitting costs, advertising costs during the planning and procurement phase, equipment, work orders, and Program Management fees.

There may be some additional financial activity on these projects as the final payments are made and all of the purchase orders are closed-out. When the projects are closed-out remaining balances (savings) are reported to the School Board and returned to the Capital Reserve.

This is a budget and expenditure activity report, and is not a construction status report. The accompanying introduction and notes are an integral part of this budget activity report.



SMART Program Budget Activity Report

Completed and Meets Standard Projects Detail Schedule for Quarter Ended March 31, 2019



GOB Referendum Approved by Voters on 11/4/2014 - 52 Months Since Approval

School/ Project	Original Budget	Current Budget	Prior Years Expenditures	Commitments	Current Year Expenditures	Balance
Ely, Blanche High School						
Wireless Network Upgrade and CAT 6 Data Port Upgrade Project Number: 036185003	141,000	113,343	113,343	-	-	-
Music Instruments Project Number: 036185009	300,000	300,000	299,970	-	-	30
Weight Room Renovation Project Number: P.001931	121,000	121,000	117,354	-	-	3,646
Embassy Creek Elementary School						
Technology Infrastructure Upgrade Project Number: 319185001	106,000	84,488	84,488	-	-	-
Additional Computers to Close Gap Project Number: 319185002	292,000	291,808	291,808	-	-	-
Wireless Network Upgrade and CAT 6 Data Port Upgrade Project Number: 319185003	81,000	64,561	64,561	-	-	-
Music Instruments Project Number: 319185009	50,000	50,000	47,505	-	344	2,151
School Choice Enhancement Project Number: P.001994	100,000	100,000	98,558	-	1,442	-
Endeavour Primary Learning Center						
Additional Computers to Close Gap Project Number: 330185002	81,000	80,997	80,997	-	-	-
Wireless Network Upgrade and CAT 6 Data Port Upgrade Project Number: 330185003	21,000	20,240	20,240	-	-	-
Music Instruments Project Number: 330185009	50,000	50,000	36,841	13,158	-	1

* Project expenditures include, but are not limited to, construction costs, design costs, permitting costs, advertising costs during the planning and procurement phase, equipment, work orders, and Program Management fees.

There may be some additional financial activity on these projects as the final payments are made and all of the purchase orders are closed-out. When the projects are closed-out remaining balances (savings) are reported to the School Board and returned to the Capital Reserve.

This is a budget and expenditure activity report, and is not a construction status report.
The accompanying introduction and notes are an integral part of this budget activity report.



SMART Program Budget Activity Report

Completed and Meets Standard Projects Detail Schedule for Quarter Ended March 31, 2019



GOB Referendum Approved by Voters on 11/4/2014 - 52 Months Since Approval

School/ Project	Original Budget	Current Budget	Prior Years Expenditures	Commitments	Current Year Expenditures	Balance
Everglades Elementary School						
Technology Infrastructure Upgrade Project Number: 294285001	149,000	107,952	107,952	-	-	-
Additional Computers to Close Gap Project Number: 294285002	245,000	244,923	244,923	-	-	-
Wireless Network Upgrade and CAT 6 Data Port Upgrade Project Number: 294285003	53,000	51,918	51,918	-	-	-
Music Instruments Project Number: 294285009	50,000	50,000	43,502	6,494	-	4
Everglades High School						
Technology Infrastructure Upgrade Project Number: 373185001	424,000	306,433	306,433	-	-	-
Additional Computers to Close Gap Project Number: 373185002	567,000	566,863	566,863	-	-	-
Wireless Network Upgrade and CAT 6 Data Port Upgrade Project Number: 373185003	152,000	132,292	132,292	-	-	-
Music Instruments Project Number: 373185009	300,000	300,000	299,850	149	-	1
Weight Room Renovation Project Number: p.002056	121,000	121,000	120,999	-	-	1
School Choice Enhancement Project Number: p.002139	100,000	100,000	99,983	-	-	17
Excelsior Charter of Broward						
Charter School Technology Project Number: 539385004	51,850	51,830	51,830	-	-	-

* Project expenditures include, but are not limited to, construction costs, design costs, permitting costs, advertising costs during the planning and procurement phase, equipment, work orders, and Program Management fees.

There may be some additional financial activity on these projects as the final payments are made and all of the purchase orders are closed-out. When the projects are closed-out remaining balances (savings) are reported to the School Board and returned to the Capital Reserve.

This is a budget and expenditure activity report, and is not a construction status report. The accompanying introduction and notes are an integral part of this budget activity report.



SMART Program Budget Activity Report

Completed and Meets Standard Projects Detail Schedule for Quarter Ended March 31, 2019



GOB Referendum Approved by Voters on 11/4/2014 - 52 Months Since Approval

School/ Project	Original Budget	Current Budget	Prior Years Expenditures	Commitments	Current Year Expenditures	Balance
Fairway Elementary School						
Additional Computers to Close Gap Project Number: 164185002	138,000	137,991	137,991	-	-	-
Wireless Network Upgrade and CAT 6 Data Port Upgrade Project Number: 164185003	93,000	68,009	68,009	-	-	-
Music Instruments Project Number: 164185009	50,000	50,000	49,569	-	-	431
Falcon Cove Middle School						
Technology Infrastructure Upgrade Project Number: 362285001	111,000	54,926	54,926	-	-	-
Additional Computers to Close Gap Project Number: 362285002	439,000	438,970	438,970	-	-	-
Wireless Network Upgrade and CAT 6 Data Port Upgrade Project Number: 362285003	28,000	24,853	24,853	-	-	-
Music Instruments Project Number: 362285009	100,000	100,000	99,998	-	-	2
School Choice Enhancement Project Number: P.002013	100,000	100,000	98,783	-	1,215	2
Flamingo Elementary School						
Technology Infrastructure Upgrade Project Number: 254185001	21,000	16,410	16,410	-	-	-
Additional Computers to Close Gap Project Number: 254185002	158,000	158,000	158,000	-	-	-

* Project expenditures include, but are not limited to, construction costs, design costs, permitting costs, advertising costs during the planning and procurement phase, equipment, work orders, and Program Management fees.

There may be some additional financial activity on these projects as the final payments are made and all of the purchase orders are closed-out. When the projects are closed-out remaining balances (savings) are reported to the School Board and returned to the Capital Reserve.

This is a budget and expenditure activity report, and is not a construction status report. The accompanying introduction and notes are an integral part of this budget activity report.



SMART Program Budget Activity Report

Completed and Meets Standard Projects Detail Schedule for Quarter Ended March 31, 2019



GOB Referendum Approved by Voters on 11/4/2014 - 52 Months Since Approval

School/ Project	Original Budget	Current Budget	Prior Years Expenditures	Commitments	Current Year Expenditures	Balance
Flamingo Elementary School						
Wireless Network Upgrade and CAT 6 Data Port Upgrade Project Number: 254185003	88,000	49,598	49,598	-	-	-
Music Instruments Project Number: 254185009	50,000	50,000	39,259	6,278	4,463	-
School Choice Enhancement Project Number: p.002123	100,000	100,000	100,000	-	-	-
Flanagan, Charles W. High School						
Technology Infrastructure Upgrade Project Number: 339185001	417,000	416,988	416,988	-	-	-
Additional Computers to Close Gap Project Number: 339185002	327,000	326,941	326,941	-	-	-
Wireless Network Upgrade and CAT 6 Data Port Upgrade Project Number: 339185003	138,000	120,770	120,770	-	-	-
Music Instruments Project Number: 339185009	300,000	300,000	299,334	-	-	666
Weight Room Renovation Project Number: p.002057	121,000	121,000	113,467	-	-	7,533
Track Resurfacing Project Number: p.002075	300,000	300,000	181,766	2,346	-	115,888
Floranada Elementary School						
Technology Infrastructure Upgrade Project Number: 085185001	30,000	16,917	16,917	-	-	-
Additional Computers to Close Gap Project Number: 085185002	228,000	227,923	227,923	-	-	-

* Project expenditures include, but are not limited to, construction costs, design costs, permitting costs, advertising costs during the planning and procurement phase, equipment, work orders, and Program Management fees.

There may be some additional financial activity on these projects as the final payments are made and all of the purchase orders are closed-out. When the projects are closed-out remaining balances (savings) are reported to the School Board and returned to the Capital Reserve.

This is a budget and expenditure activity report, and is not a construction status report. The accompanying introduction and notes are an integral part of this budget activity report.



SMART Program Budget Activity Report

Completed and Meets Standard Projects Detail Schedule for Quarter Ended March 31, 2019



GOB Referendum Approved by Voters on 11/4/2014 - 52 Months Since Approval

School/ Project	Original Budget	Current Budget	Prior Years Expenditures	Commitments	Current Year Expenditures	Balance
Floranada Elementary School						
Wireless Network Upgrade and CAT 6 Data Port Upgrade Project Number: 085185003	47,000	46,433	46,433	-	-	-
Music Instruments Project Number: 085185009	50,000	50,000	45,588	-	-	4,412
Forest Glen Middle School						
Technology Infrastructure Upgrade Project Number: 305185001	209,000	123,890	123,890	-	-	-
Additional Computers to Close Gap Project Number: 305185002	253,000	252,993	252,993	-	-	-
Wireless Network Upgrade and CAT 6 Data Port Upgrade Project Number: 305185003	81,000	76,928	76,928	-	-	-
Forest Hills Elementary School						
Additional Computers to Close Gap Project Number: 263185002	50,000	49,917	49,917	-	-	-
Wireless Network Upgrade and CAT 6 Data Port Upgrade Project Number: 263185003	85,000	76,300	76,300	-	-	-
Music Instruments Project Number: 263185009	50,000	50,000	18,818	31,181	-	1
Replace existing air handling units with new equipment, etc. Project Number: P.000827	2,100,000	2,100,000	1,019,529	3,784	-	1,076,687
School Choice Enhancement Project Number: P.001787	100,000	100,000	71,380	16,620	12,000	-

* Project expenditures include, but are not limited to, construction costs, design costs, permitting costs, advertising costs during the planning and procurement phase, equipment, work orders, and Program Management fees.

There may be some additional financial activity on these projects as the final payments are made and all of the purchase orders are closed-out. When the projects are closed-out remaining balances (savings) are reported to the School Board and returned to the Capital Reserve.

This is a budget and expenditure activity report, and is not a construction status report. The accompanying introduction and notes are an integral part of this budget activity report.



SMART Program Budget Activity Report

Completed and Meets Standard Projects Detail Schedule for Quarter Ended March 31, 2019



GOB Referendum Approved by Voters on 11/4/2014 - 52 Months Since Approval

School/ Project	Original Budget	Current Budget	Prior Years Expenditures	Commitments	Current Year Expenditures	Balance
Fort Lauderdale High School						
Technology Infrastructure Upgrade Project Number: 095185001	9,000	2,704	2,704	-	-	-
Wireless Network Upgrade and CAT 6 Data Port Upgrade Project Number: 095185003	137,000	102,300	102,300	-	-	-
Music Instruments Project Number: 095185009	300,000	300,000	299,325	669	-	6
Weight Room Renovation Project Number: P.002022	121,000	121,000	-	-	121,000	-
School Choice Enhancement Project Number: p.002102	100,000	100,000	28,698	-	71,302	-
Fox Trail Elementary School						
Technology Infrastructure Upgrade Project Number: 353185001	17,000	10,233	10,233	-	-	-
Additional Computers to Close Gap Project Number: 353185002	284,000	283,991	283,991	-	-	-
Wireless Network Upgrade and CAT 6 Data Port Upgrade Project Number: 353185003	121,000	78,320	78,320	-	-	-
Music Instruments Project Number: 353185009	50,000	50,000	47,260	-	2,735	5
Franklin Academy A						
Charter School Technology Project Number: 501285004	351,260	351,258	351,258	-	-	-

* Project expenditures include, but are not limited to, construction costs, design costs, permitting costs, advertising costs during the planning and procurement phase, equipment, work orders, and Program Management fees.

There may be some additional financial activity on these projects as the final payments are made and all of the purchase orders are closed-out. When the projects are closed-out remaining balances (savings) are reported to the School Board and returned to the Capital Reserve.

This is a budget and expenditure activity report, and is not a construction status report. The accompanying introduction and notes are an integral part of this budget activity report.



SMART Program Budget Activity Report

Completed and Meets Standard Projects Detail Schedule for Quarter Ended March 31, 2019



GOB Referendum Approved by Voters on 11/4/2014 - 52 Months Since Approval

School/ Project	Original Budget	Current Budget	Prior Years Expenditures	Commitments	Current Year Expenditures	Balance
Franklin Academy B						
Charter School Technology Project Number: 501085004	39,262	39,261	39,261	-	-	-
Gator Run Elementary School						
Technology Infrastructure Upgrade Project Number: 364285001	176,000	113,689	113,689	-	-	-
Additional Computers to Close Gap Project Number: 364285002	284,000	283,859	283,859	-	-	-
Wireless Network Upgrade and CAT 6 Data Port Upgrade Project Number: 364285003	127,000	68,163	68,163	-	-	-
Music Instruments Project Number: 364285009	50,000	50,000	46,519	-	11	3,470
School Choice Enhancement Project Number: P.002008	100,000	100,000	58,738	-	39,300	1,962
Glades Middle School						
Additional Computers to Close Gap Project Number: 202185002	281,000	280,980	280,980	-	-	-
Wireless Network Upgrade and CAT 6 Data Port Upgrade Project Number: 202185003	25,000	23,295	23,294	-	-	1
Music Instruments Project Number: 202185009	100,000	100,000	99,059	936	-	5
School Choice Enhancement Project Number: P.001927	100,000	100,000	99,673	215	-	112

* Project expenditures include, but are not limited to, construction costs, design costs, permitting costs, advertising costs during the planning and procurement phase, equipment, work orders, and Program Management fees.

There may be some additional financial activity on these projects as the final payments are made and all of the purchase orders are closed-out. When the projects are closed-out remaining balances (savings) are reported to the School Board and returned to the Capital Reserve.

This is a budget and expenditure activity report, and is not a construction status report. The accompanying introduction and notes are an integral part of this budget activity report.



SMART Program Budget Activity Report

Completed and Meets Standard Projects Detail Schedule for Quarter Ended March 31, 2019



GOB Referendum Approved by Voters on 11/4/2014 - 52 Months Since Approval

School/ Project	Original Budget	Current Budget	Prior Years Expenditures	Commitments	Current Year Expenditures	Balance
Griffin Elementary School						
Technology Infrastructure Upgrade Project Number: 285185001	26,000	24,681	24,681	-	-	-
Additional Computers to Close Gap Project Number: 285185002	151,000	150,993	150,993	-	-	-
Wireless Network Upgrade and CAT 6 Data Port Upgrade Project Number: 285185003	80,000	46,648	46,648	-	-	-
Music Instruments Project Number: 285185009	50,000	50,000	49,982	17	-	1
Gulfstream Academy of Hallandale Beach K-8(Hallandale Adult & Community Center)						
Technology Infrastructure Upgrade Project Number: 059285001	143,000	128,656	128,656	-	-	-
Wireless Network Upgrade and CAT 6 Data Port Upgrade Project Number: 059285003	136,000	73,519	73,519	-	-	-
Music Instruments Project Number: 059285009	50,000	50,000	-	-	-	50,000
Re-Roof Buildings #13 & 14 Project Number: P.001616	383,000	383,000	351,539	-	-	31,461
School Choice Enhancement Project Number: P.001887	100,000	100,000	100,000	-	-	-

* Project expenditures include, but are not limited to, construction costs, design costs, permitting costs, advertising costs during the planning and procurement phase, equipment, work orders, and Program Management fees.

There may be some additional financial activity on these projects as the final payments are made and all of the purchase orders are closed-out. When the projects are closed-out remaining balances (savings) are reported to the School Board and returned to the Capital Reserve.

This is a budget and expenditure activity report, and is not a construction status report. The accompanying introduction and notes are an integral part of this budget activity report.



SMART Program Budget Activity Report

Completed and Meets Standard Projects Detail Schedule for Quarter Ended March 31, 2019



GOB Referendum Approved by Voters on 11/4/2014 - 52 Months Since Approval

School/ Project	Original Budget	Current Budget	Prior Years Expenditures	Commitments	Current Year Expenditures	Balance
Gulfstream Academy of Hallandale Beach K-8(Hallandale Elementary School)						
Technology Infrastructure Upgrade Project Number: 013185001	139,000	77,263	77,263	-	-	-
Additional Computers to Close Gap Project Number: 013185002	204,000	203,960	203,960	-	-	-
Wireless Network Upgrade and CAT 6 Data Port Upgrade Project Number: 013185003	82,000	53,956	53,956	-	-	-
Music Instruments Project Number: 013185009	50,000	100,000	79,050	106	-	20,844
Gulfstream Early Learning Center of Excellence						
Additional Computers to Close Gap Project Number: 393185002	46,000	45,772	45,772	-	-	-
Wireless Network Upgrade and CAT 6 Data Port Upgrade Project Number: 393185003	89,000	32,087	-	-	-	32,087
Hallandale High School						
Technology Infrastructure Upgrade Project Number: 040385001	9,000	1,568	1,568	-	-	-
Additional Computers to Close Gap Project Number: 040385002	245,000	244,957	244,957	-	-	-
Wireless Network Upgrade and CAT 6 Data Port Upgrade Project Number: 040385003	152,000	131,164	131,164	-	-	-

* Project expenditures include, but are not limited to, construction costs, design costs, permitting costs, advertising costs during the planning and procurement phase, equipment, work orders, and Program Management fees.

There may be some additional financial activity on these projects as the final payments are made and all of the purchase orders are closed-out. When the projects are closed-out remaining balances (savings) are reported to the School Board and returned to the Capital Reserve.

This is a budget and expenditure activity report, and is not a construction status report. The accompanying introduction and notes are an integral part of this budget activity report.



SMART Program Budget Activity Report

Completed and Meets Standard Projects Detail Schedule for Quarter Ended March 31, 2019



GOB Referendum Approved by Voters on 11/4/2014 - 52 Months Since Approval

School/ Project	Original Budget	Current Budget	Prior Years Expenditures	Commitments	Current Year Expenditures	Balance
Hallandale High School						
Music Instruments Project Number: 040385009	300,000	300,000	299,963	-	-	37
Track Resurfacing Project Number: p.002076	300,000	300,000	186,744	7,710	-	105,546
Harbordale Elementary School						
Technology Infrastructure Upgrade Project Number: 049185001	36,000	23,058	23,058	-	-	-
Additional Computers to Close Gap Project Number: 049185002	104,000	103,993	103,993	-	-	-
Wireless Network Upgrade and CAT 6 Data Port Upgrade Project Number: 049185003	45,000	25,301	25,301	-	-	-
Music Instruments Project Number: 049185009	50,000	50,000	46,206	-	72	3,722
Hawkes Bluff Elementary School						
Technology Infrastructure Upgrade Project Number: 313185001	127,000	83,572	83,572	-	-	-
Additional Computers to Close Gap Project Number: 313185002	152,000	151,696	151,696	-	-	-
Wireless Network Upgrade and CAT 6 Data Port Upgrade Project Number: 313185003	114,000	60,754	60,754	-	-	-
Music Instruments Project Number: 313185009	50,000	50,000	18,887	6,278	24,795	40

* Project expenditures include, but are not limited to, construction costs, design costs, permitting costs, advertising costs during the planning and procurement phase, equipment, work orders, and Program Management fees.

There may be some additional financial activity on these projects as the final payments are made and all of the purchase orders are closed-out. When the projects are closed-out remaining balances (savings) are reported to the School Board and returned to the Capital Reserve.

This is a budget and expenditure activity report, and is not a construction status report. The accompanying introduction and notes are an integral part of this budget activity report.



SMART Program Budget Activity Report

Completed and Meets Standard Projects Detail Schedule for Quarter Ended March 31, 2019



GOB Referendum Approved by Voters on 11/4/2014 - 52 Months Since Approval

School/ Project	Original Budget	Current Budget	Prior Years Expenditures	Commitments	Current Year Expenditures	Balance
Henry D. Perry Education Center						
Technology Infrastructure Upgrade Project Number: 101185001	9,000	-	-	-	-	-
Additional Computers to Close Gap Project Number: 101185002	64,000	63,974	63,974	-	-	-
Wireless Network Upgrade and CAT 6 Data Port Upgrade Project Number: 101185003	139,000	78,994	78,994	-	-	-
Henry McNeal Turner Learning Academy						
Charter School Technology Project Number: 541885004	24,576	24,668	24,668	-	-	-
Heron Heights Elementary School						
Additional Computers to Close Gap Project Number: 396185002	298,000	297,799	297,799	-	-	-
Wireless Network Upgrade and CAT 6 Data Port Upgrade Project Number: 396185003	20,000	19,997	19,997	-	-	-
Music Instruments Project Number: 396185009	50,000	50,000	285	3,196	35,881	10,638
Hollywood Academy of Arts and Science Elementary						
Charter School Technology Project Number: 532585004	311,399	311,392	311,392	-	-	-
Hollywood Academy of Arts and Science Middle						
Charter School Technology Project Number: 536285004	139,365	139,358	139,358	-	-	-

* Project expenditures include, but are not limited to, construction costs, design costs, permitting costs, advertising costs during the planning and procurement phase, equipment, work orders, and Program Management fees.

There may be some additional financial activity on these projects as the final payments are made and all of the purchase orders are closed-out. When the projects are closed-out remaining balances (savings) are reported to the School Board and returned to the Capital Reserve.

This is a budget and expenditure activity report, and is not a construction status report. The accompanying introduction and notes are an integral part of this budget activity report.



SMART Program Budget Activity Report

Completed and Meets Standard Projects Detail Schedule for Quarter Ended March 31, 2019



GOB Referendum Approved by Voters on 11/4/2014 - 52 Months Since Approval

School/ Project	Original Budget	Current Budget	Prior Years Expenditures	Commitments	Current Year Expenditures	Balance
Hollywood Central Elementary School						
Technology Infrastructure Upgrade Project Number: 012185001	26,000	12,199	12,199	-	-	-
Additional Computers to Close Gap Project Number: 012185002	119,000	118,908	118,908	-	-	-
Wireless Network Upgrade and CAT 6 Data Port Upgrade Project Number: 012185003	76,000	51,725	51,725	-	-	-
Music Instruments Project Number: 012185009	50,000	50,000	43,721	6,278	-	1
Hollywood Hills Elementary School						
Additional Computers to Close Gap Project Number: 011185002	189,000	188,866	188,866	-	-	-
Wireless Network Upgrade and CAT 6 Data Port Upgrade Project Number: 011185003	126,000	1,325	1,325	-	-	-
Music Instruments Project Number: 011185009	50,000	50,000	24,494	675	24,795	36
Hollywood Hills High School						
Technology Infrastructure Upgrade Project Number: 166185001	64,000	53,175	53,175	-	-	-
Additional Computers to Close Gap Project Number: 166185002	417,000	416,991	416,991	-	-	-
Wireless Network Upgrade and CAT 6 Data Port Upgrade Project Number: 166185003	235,000	114,408	114,408	-	-	-

* Project expenditures include, but are not limited to, construction costs, design costs, permitting costs, advertising costs during the planning and procurement phase, equipment, work orders, and Program Management fees.

There may be some additional financial activity on these projects as the final payments are made and all of the purchase orders are closed-out. When the projects are closed-out remaining balances (savings) are reported to the School Board and returned to the Capital Reserve.

This is a budget and expenditure activity report, and is not a construction status report. The accompanying introduction and notes are an integral part of this budget activity report.



SMART Program Budget Activity Report

Completed and Meets Standard Projects Detail Schedule for Quarter Ended March 31, 2019



GOB Referendum Approved by Voters on 11/4/2014 - 52 Months Since Approval

School/ Project	Original Budget	Current Budget	Prior Years Expenditures	Commitments	Current Year Expenditures	Balance
Hollywood Hills High School						
School Choice Enhancement Project Number: P.001913	100,000	100,000	83,178	-	16,811	11
Weight Room Renovation Project Number: P.002014	121,000	121,000	119,467	85	-	1,448
Track Resurfacing Project Number: p.002077	300,000	300,000	276,746	12,123	-	11,131
Hollywood Park Elementary School						
Additional Computers to Close Gap Project Number: 176185002	121,000	120,947	120,947	-	-	-
Wireless Network Upgrade and CAT 6 Data Port Upgrade Project Number: 176185003	72,000	43,004	43,004	-	-	-
Music Instruments Project Number: 176185009	50,000	50,000	43,647	6,278	74	1
Horizon Elementary School						
Additional Computers to Close Gap Project Number: 253185002	117,000	116,902	116,902	-	-	-
Wireless Network Upgrade and CAT 6 Data Port Upgrade Project Number: 253185003	83,000	55,369	55,369	-	-	-
Music Instruments Project Number: 253185009	50,000	50,000	49,000	781	167	52
Hunt, James S. Elementary School						
Additional Computers to Close Gap Project Number: 197185002	190,000	189,620	189,620	-	-	-

* Project expenditures include, but are not limited to, construction costs, design costs, permitting costs, advertising costs during the planning and procurement phase, equipment, work orders, and Program Management fees.

There may be some additional financial activity on these projects as the final payments are made and all of the purchase orders are closed-out. When the projects are closed-out remaining balances (savings) are reported to the School Board and returned to the Capital Reserve.

This is a budget and expenditure activity report, and is not a construction status report.
The accompanying introduction and notes are an integral part of this budget activity report.



SMART Program Budget Activity Report

Completed and Meets Standard Projects Detail Schedule for Quarter Ended March 31, 2019



GOB Referendum Approved by Voters on 11/4/2014 - 52 Months Since Approval

School/ Project	Original Budget	Current Budget	Prior Years Expenditures	Commitments	Current Year Expenditures	Balance
Hunt, James S. Elementary School						
Wireless Network Upgrade and CAT 6 Data Port Upgrade Project Number: 197185003	94,000	60,906	60,906	-	-	-
Music Instruments Project Number: 197185009	50,000	50,000	18,565	-	31,073	362
Imagine Charter School at Weston						
Charter School Technology Project Number: 511185004	222,085	222,051	222,051	-	-	-
Imagine Elementary at North Lauderdale Charter School						
Charter School Technology Project Number: 517185004	162,443	162,438	162,438	-	-	-
Imagine Schools at Broward						
Charter School Technology Project Number: 502485004	258,949	258,938	258,938	-	-	-
Indian Ridge Middle School						
Technology Infrastructure Upgrade Project Number: 347185001	327,000	196,810	196,810	-	-	-
Additional Computers to Close Gap Project Number: 347185002	245,000	244,986	244,986	-	-	-
Wireless Network Upgrade and CAT 6 Data Port Upgrade Project Number: 347185003	18,000	3,979	3,979	-	-	-
Music Instruments Project Number: 347185009	100,000	100,000	99,997	-	-	3
School Choice Enhancement Project Number: P.001803	100,000	100,000	99,948	-	-	52

* Project expenditures include, but are not limited to, construction costs, design costs, permitting costs, advertising costs during the planning and procurement phase, equipment, work orders, and Program Management fees.

There may be some additional financial activity on these projects as the final payments are made and all of the purchase orders are closed-out. When the projects are closed-out remaining balances (savings) are reported to the School Board and returned to the Capital Reserve.

This is a budget and expenditure activity report, and is not a construction status report. The accompanying introduction and notes are an integral part of this budget activity report.



SMART Program Budget Activity Report

Completed and Meets Standard Projects Detail Schedule for Quarter Ended March 31, 2019



GOB Referendum Approved by Voters on 11/4/2014 - 52 Months Since Approval

School/ Project	Original Budget	Current Budget	Prior Years Expenditures	Commitments	Current Year Expenditures	Balance
Indian Trace Elementary School						
Technology Infrastructure Upgrade Project Number: 318185001	52,000	50,990	50,990	-	-	-
Additional Computers to Close Gap Project Number: 318185002	111,000	110,905	110,905	-	-	-
Wireless Network Upgrade and CAT 6 Data Port Upgrade Project Number: 318185003	46,000	43,737	43,737	-	-	-
Music Instruments Project Number: 318185009	50,000	50,000	43,719	6,278	-	3
Kidz Choice Charter						
Charter School Technology Project Number: 540985004	32,069	32,063	32,063	-	-	-
King, Martin Luther (Dr. Martin Luther King, Jr. Montessori Academy)						
Additional Computers to Close Gap Project Number: 161185002	43,000	42,892	42,892	-	-	-
Wireless Network Upgrade and CAT 6 Data Port Upgrade Project Number: 161185003	49,000	36,085	36,085	-	-	-
Music Instruments Project Number: 161185009	50,000	50,000	50,000	-	-	-
Lake Forest Elementary School						
Technology Infrastructure Upgrade Project Number: 083185001	17,000	11,378	11,378	-	-	-

* Project expenditures include, but are not limited to, construction costs, design costs, permitting costs, advertising costs during the planning and procurement phase, equipment, work orders, and Program Management fees.

There may be some additional financial activity on these projects as the final payments are made and all of the purchase orders are closed-out. When the projects are closed-out remaining balances (savings) are reported to the School Board and returned to the Capital Reserve.

This is a budget and expenditure activity report, and is not a construction status report. The accompanying introduction and notes are an integral part of this budget activity report.



SMART Program Budget Activity Report

Completed and Meets Standard Projects Detail Schedule for Quarter Ended March 31, 2019



GOB Referendum Approved by Voters on 11/4/2014 - 52 Months Since Approval

School/ Project	Original Budget	Current Budget	Prior Years Expenditures	Commitments	Current Year Expenditures	Balance
Lake Forest Elementary School						
Additional Computers to Close Gap Project Number: 083185002	169,000	168,884	168,884	-	-	-
Wireless Network Upgrade and CAT 6 Data Port Upgrade Project Number: 083185003	45,000	32,051	32,051	-	-	-
Music Instruments Project Number: 083185009	50,000	50,000	36,569	13,429	-	2
Re-roof of Building #4 in accordance with all applicable Codes and Standards Project Number: P.001484	475,000	475,000	348,772	-	-	126,228
Lakeside Elementary School						
Technology Infrastructure Upgrade Project Number: 359185001	128,000	97,362	97,362	-	-	-
Additional Computers to Close Gap Project Number: 359185002	196,000	195,957	195,957	-	-	-
Wireless Network Upgrade and CAT 6 Data Port Upgrade Project Number: 359185003	83,000	53,043	53,043	-	-	-
Music Instruments Project Number: 359185009	50,000	50,000	43,714	-	6,278	8
Lanier-James Education Center						
Wireless Network Upgrade and CAT 6 Data Port Upgrade Project Number: 040585003	62,000	44,633	44,633	-	-	-

* Project expenditures include, but are not limited to, construction costs, design costs, permitting costs, advertising costs during the planning and procurement phase, equipment, work orders, and Program Management fees.

There may be some additional financial activity on these projects as the final payments are made and all of the purchase orders are closed-out. When the projects are closed-out remaining balances (savings) are reported to the School Board and returned to the Capital Reserve.

This is a budget and expenditure activity report, and is not a construction status report. The accompanying introduction and notes are an integral part of this budget activity report.



SMART Program Budget Activity Report

Completed and Meets Standard Projects Detail Schedule for Quarter Ended March 31, 2019



GOB Referendum Approved by Voters on 11/4/2014 - 52 Months Since Approval

School/ Project	Original Budget	Current Budget	Prior Years Expenditures	Commitments	Current Year Expenditures	Balance
Larkdale Elementary School						
Additional Computers to Close Gap Project Number: 062185002	19,000	18,983	18,983	-	-	-
Wireless Network Upgrade and CAT 6 Data Port Upgrade Project Number: 062185003	40,000	35,174	35,174	-	-	-
Music Instruments Project Number: 062185009	50,000	50,000	-	-	-	50,000
Lauderdale Lakes Middle School						
Technology Infrastructure Upgrade Project Number: 170185001	9,000	6,582	6,582	-	-	-
Additional Computers to Close Gap Project Number: 170185002	112,000	111,846	111,846	-	-	-
Wireless Network Upgrade and CAT 6 Data Port Upgrade Project Number: 170185003	45,000	43,744	43,744	-	-	-
Music Instruments Project Number: 170185009	100,000	100,000	97,974	-	2,002	24
Lauderdale Manors Early Learning and Resource Center						
Wireless Network Upgrade and CAT 6 Data Port Upgrade Project Number: 043185003	11,000	10,996	10,996	-	-	-
School Choice Enhancement Project Number: P.001909	100,000	100,000	64,970	31,359	1,304	2,367

* Project expenditures include, but are not limited to, construction costs, design costs, permitting costs, advertising costs during the planning and procurement phase, equipment, work orders, and Program Management fees.

There may be some additional financial activity on these projects as the final payments are made and all of the purchase orders are closed-out. When the projects are closed-out remaining balances (savings) are reported to the School Board and returned to the Capital Reserve.

This is a budget and expenditure activity report, and is not a construction status report. The accompanying introduction and notes are an integral part of this budget activity report.



SMART Program Budget Activity Report

Completed and Meets Standard Projects Detail Schedule for Quarter Ended March 31, 2019



GOB Referendum Approved by Voters on 11/4/2014 - 52 Months Since Approval

School/ Project	Original Budget	Current Budget	Prior Years Expenditures	Commitments	Current Year Expenditures	Balance
Lauderhill 6-12 School						
Technology Infrastructure Upgrade Project Number: 139185001	17,000	-	-	-	-	-
Wireless Network Upgrade and CAT 6 Data Port Upgrade Project Number: 139185003	115,000	103,790	103,790	-	-	-
Music Instruments Project Number: 139185009	300,000	300,000	-	-	998	299,002
Weight Room Renovation Project Number: p.002048	121,000	121,000	112,604	4,600	2,186	1,610
Lauderhill-Paul Turner Elementary School						
Additional Computers to Close Gap Project Number: 138185002	165,000	164,988	164,988	-	-	-
Wireless Network Upgrade and CAT 6 Data Port Upgrade Project Number: 138185003	51,000	37,548	37,548	-	-	-
Music Instruments Project Number: 138185009	50,000	50,000	18,639	31,254	106	1
Liberty Elementary School						
Technology Infrastructure Upgrade Project Number: 382185001	26,000	12,834	12,834	-	-	-
Additional Computers to Close Gap Project Number: 382185002	262,000	261,909	261,909	-	-	-
Wireless Network Upgrade and CAT 6 Data Port Upgrade Project Number: 382185003	105,000	76,647	76,647	-	-	-

* Project expenditures include, but are not limited to, construction costs, design costs, permitting costs, advertising costs during the planning and procurement phase, equipment, work orders, and Program Management fees.

There may be some additional financial activity on these projects as the final payments are made and all of the purchase orders are closed-out. When the projects are closed-out remaining balances (savings) are reported to the School Board and returned to the Capital Reserve.

This is a budget and expenditure activity report, and is not a construction status report. The accompanying introduction and notes are an integral part of this budget activity report.



SMART Program Budget Activity Report

Completed and Meets Standard Projects Detail Schedule for Quarter Ended March 31, 2019



GOB Referendum Approved by Voters on 11/4/2014 - 52 Months Since Approval

School/ Project	Original Budget	Current Budget	Prior Years Expenditures	Commitments	Current Year Expenditures	Balance
Liberty Elementary School						
Music Instruments Project Number: 382185009	50,000	50,000	49,350	481	167	2
School Choice Enhancement Project Number: P.001714	100,000	100,000	100,000	-	-	-
Lloyd Estates Elementary School						
Additional Computers to Close Gap Project Number: 109185002	151,000	150,966	150,966	-	-	-
Wireless Network Upgrade and CAT 6 Data Port Upgrade Project Number: 109185003	28,000	24,830	24,830	-	-	-
Music Instruments Project Number: 109185009	50,000	50,000	40,140	9,513	334	13
School Choice Enhancement Project Number: P.001891	100,000	100,000	99,560	-	-	440
Lyons Creek Middle School						
Technology Infrastructure Upgrade Project Number: 310185001	192,000	165,569	165,569	-	-	-
Additional Computers to Close Gap Project Number: 310185002	225,000	224,979	224,979	-	-	-
Wireless Network Upgrade and CAT 6 Data Port Upgrade Project Number: 310185003	11,000	7,575	7,575	-	-	-
Music Instruments Project Number: 310185009	100,000	100,000	99,930	-	-	70

* Project expenditures include, but are not limited to, construction costs, design costs, permitting costs, advertising costs during the planning and procurement phase, equipment, work orders, and Program Management fees.

There may be some additional financial activity on these projects as the final payments are made and all of the purchase orders are closed-out. When the projects are closed-out remaining balances (savings) are reported to the School Board and returned to the Capital Reserve.

This is a budget and expenditure activity report, and is not a construction status report. The accompanying introduction and notes are an integral part of this budget activity report.



SMART Program Budget Activity Report

Completed and Meets Standard Projects Detail Schedule for Quarter Ended March 31, 2019



GOB Referendum Approved by Voters on 11/4/2014 - 52 Months Since Approval

School/ Project	Original Budget	Current Budget	Prior Years Expenditures	Commitments	Current Year Expenditures	Balance
Manatee Bay Elementary School						
Technology Infrastructure Upgrade Project Number: 384185001	65,000	40,991	40,991	-	-	-
Additional Computers to Close Gap Project Number: 384185002	304,000	303,892	303,892	-	-	-
Wireless Network Upgrade and CAT 6 Data Port Upgrade Project Number: 384185003	113,000	76,077	76,077	-	-	-
Music Instruments Project Number: 384185009	50,000	50,000	49,184	814	-	2
Art Room Renovation and Equipment, Building Envelope Improvements (Roof, Window, Ext Wall, etc.), Conversion of Existing Space to Music and/or Art Lab(s), HVAC Improvements, Music Room Renovation Project Number: P.001759	1,759,000	2,384,661	2,028,769	13,684	230,802	111,406
School Choice Enhancement Project Number: P.001776	100,000	100,000	99,923	75	-	2
Maplewood Elementary School						
Technology Infrastructure Upgrade Project Number: 274185001	84,000	42,552	42,552	-	-	-
Additional Computers to Close Gap Project Number: 274185002	148,000	147,639	147,639	-	-	-
Wireless Network Upgrade and CAT 6 Data Port Upgrade Project Number: 274185003	99,000	52,586	52,586	-	-	-

* Project expenditures include, but are not limited to, construction costs, design costs, permitting costs, advertising costs during the planning and procurement phase, equipment, work orders, and Program Management fees.

There may be some additional financial activity on these projects as the final payments are made and all of the purchase orders are closed-out. When the projects are closed-out remaining balances (savings) are reported to the School Board and returned to the Capital Reserve.

This is a budget and expenditure activity report, and is not a construction status report. The accompanying introduction and notes are an integral part of this budget activity report.



SMART Program Budget Activity Report

Completed and Meets Standard Projects Detail Schedule for Quarter Ended March 31, 2019



GOB Referendum Approved by Voters on 11/4/2014 - 52 Months Since Approval

School/ Project	Original Budget	Current Budget	Prior Years Expenditures	Commitments	Current Year Expenditures	Balance
Maplewood Elementary School						
Music Instruments Project Number: 274185009	50,000	50,000	40,271	7,119	2,503	107
School Choice Enhancement Project Number: P.001798	100,000	100,000	10,328	-	89,173	499
Margate Elementary School						
Technology Infrastructure Upgrade Project Number: 116185001	34,000	23,227	23,227	-	-	-
Additional Computers to Close Gap Project Number: 116185002	228,000	227,909	227,909	-	-	-
Wireless Network Upgrade and CAT 6 Data Port Upgrade Project Number: 116185003	125,000	75,728	75,728	-	-	-
Music Instruments Project Number: 116185009	50,000	50,000	46,207	3,526	194	73
Margate Middle School						
Technology Infrastructure Upgrade Project Number: 058185001	4,000	-	-	-	-	-
Additional Computers to Close Gap Project Number: 058185002	146,000	145,842	145,842	-	-	-
Wireless Network Upgrade and CAT 6 Data Port Upgrade Project Number: 058185003	136,000	83,218	83,218	-	-	-
Music Instruments Project Number: 058185009	100,000	100,000	98,302	-	1,563	135

* Project expenditures include, but are not limited to, construction costs, design costs, permitting costs, advertising costs during the planning and procurement phase, equipment, work orders, and Program Management fees.

There may be some additional financial activity on these projects as the final payments are made and all of the purchase orders are closed-out. When the projects are closed-out remaining balances (savings) are reported to the School Board and returned to the Capital Reserve.

This is a budget and expenditure activity report, and is not a construction status report. The accompanying introduction and notes are an integral part of this budget activity report.



SMART Program Budget Activity Report

Completed and Meets Standard Projects Detail Schedule for Quarter Ended March 31, 2019



GOB Referendum Approved by Voters on 11/4/2014 - 52 Months Since Approval

School/ Project	Original Budget	Current Budget	Prior Years Expenditures	Commitments	Current Year Expenditures	Balance
Markham, C. Robert Elementary School						
Technology Infrastructure Upgrade Project Number: 167185001	4,000	3,956	3,956	-	-	-
Additional Computers to Close Gap Project Number: 167185002	155,000	154,995	154,995	-	-	-
Wireless Network Upgrade and CAT 6 Data Port Upgrade Project Number: 167185003	42,000	25,967	25,967	-	-	-
Music Instruments Project Number: 167185009	50,000	50,000	-	-	-	50,000
Mavericks High of Central Broward County						
Charter School Technology Project Number: 548185004	105,798	105,721	105,721	-	-	-
Mavericks High School of North Broward						
Charter School Technology Project Number: 500985004	107,296	107,294	107,294	-	-	-
McArthur High School						
Technology Infrastructure Upgrade Project Number: 024185001	26,000	9,665	9,665	-	-	-
Additional Computers to Close Gap Project Number: 024185002	263,000	262,988	262,988	-	-	-
Wireless Network Upgrade and CAT 6 Data Port Upgrade Project Number: 024185003	191,000	111,877	111,877	-	-	-
Music Instruments Project Number: 024185009	300,000	300,000	299,297	604	-	99

* Project expenditures include, but are not limited to, construction costs, design costs, permitting costs, advertising costs during the planning and procurement phase, equipment, work orders, and Program Management fees.

There may be some additional financial activity on these projects as the final payments are made and all of the purchase orders are closed-out. When the projects are closed-out remaining balances (savings) are reported to the School Board and returned to the Capital Reserve.

This is a budget and expenditure activity report, and is not a construction status report. The accompanying introduction and notes are an integral part of this budget activity report.



SMART Program Budget Activity Report

Completed and Meets Standard Projects Detail Schedule for Quarter Ended March 31, 2019



GOB Referendum Approved by Voters on 11/4/2014 - 52 Months Since Approval

School/ Project	Original Budget	Current Budget	Prior Years Expenditures	Commitments	Current Year Expenditures	Balance
McArthur High School						
Weight Room Renovation Project Number: P.002155	121,000	121,000	-	-	120,992	8
McFatter Technical College						
Technology Infrastructure Upgrade Project Number: 129185001	362,000	329,280	329,280	-	-	-
Wireless Network Upgrade and CAT 6 Data Port Upgrade Project Number: 129185003	126,000	94,296	94,296	-	-	-
McFatter Technical, Broward Fire Academy						
Technology Infrastructure Upgrade Project Number: 277185001	13,000	8,259	8,259	-	-	-
School Choice Enhancement Project Number: P.001790	100,000	100,000	100,000	-	-	-
McNab Elementary School						
Technology Infrastructure Upgrade Project Number: 084185001	92,000	64,075	64,075	-	-	-
Additional Computers to Close Gap Project Number: 084185002	124,000	123,994	123,994	-	-	-
Wireless Network Upgrade and CAT 6 Data Port Upgrade Project Number: 084185003	52,000	-	-	-	-	-
Music Instruments Project Number: 084185009	50,000	50,000	50,000	-	-	-

* Project expenditures include, but are not limited to, construction costs, design costs, permitting costs, advertising costs during the planning and procurement phase, equipment, work orders, and Program Management fees.

There may be some additional financial activity on these projects as the final payments are made and all of the purchase orders are closed-out. When the projects are closed-out remaining balances (savings) are reported to the School Board and returned to the Capital Reserve.

This is a budget and expenditure activity report, and is not a construction status report. The accompanying introduction and notes are an integral part of this budget activity report.



SMART Program Budget Activity Report

Completed and Meets Standard Projects Detail Schedule for Quarter Ended March 31, 2019



GOB Referendum Approved by Voters on 11/4/2014 - 52 Months Since Approval

School/ Project	Original Budget	Current Budget	Prior Years Expenditures	Commitments	Current Year Expenditures	Balance
McNicol Middle School						
Wireless Network Upgrade and CAT 6 Data Port Upgrade Project Number: 048185003	65,000	49,731	49,731	-	-	-
Music Instruments Project Number: 048185009	100,000	100,000	-	-	100,000	-
School Choice Enhancement Project Number: P.001701	100,000	100,000	99,927	-	-	73
Meadowbrook Elementary School						
Additional Computers to Close Gap Project Number: 076185002	183,000	182,918	182,918	-	-	-
Wireless Network Upgrade and CAT 6 Data Port Upgrade Project Number: 076185003	40,000	35,458	35,458	-	-	-
Music Instruments Project Number: 076185009	50,000	50,000	48,857	-	-	1,143
Millennium 6-12 Collegiate Academy						
Additional Computers to Close Gap Project Number: 477285002	290,000	289,892	289,892	-	-	-
Wireless Network Upgrade and CAT 6 Data Port Upgrade Project Number: 477285003	124,000	89,041	89,041	-	-	-
Music Instruments Project Number: 477285009	100,000	100,000	99,769	-	-	231
School Choice Enhancement Project Number: P.002175	100,000	100,000	19,373	-	80,308	319

* Project expenditures include, but are not limited to, construction costs, design costs, permitting costs, advertising costs during the planning and procurement phase, equipment, work orders, and Program Management fees.

There may be some additional financial activity on these projects as the final payments are made and all of the purchase orders are closed-out. When the projects are closed-out remaining balances (savings) are reported to the School Board and returned to the Capital Reserve.

This is a budget and expenditure activity report, and is not a construction status report.
The accompanying introduction and notes are an integral part of this budget activity report.



SMART Program Budget Activity Report

Completed and Meets Standard Projects Detail Schedule for Quarter Ended March 31, 2019



GOB Referendum Approved by Voters on 11/4/2014 - 52 Months Since Approval

School/ Project	Original Budget	Current Budget	Prior Years Expenditures	Commitments	Current Year Expenditures	Balance
Miramar Elementary School						
Technology Infrastructure Upgrade Project Number: 053185001	17,000	-	-	-	-	-
Additional Computers to Close Gap Project Number: 053185002	210,000	209,973	209,973	-	-	-
Wireless Network Upgrade and CAT 6 Data Port Upgrade Project Number: 053185003	96,000	63,993	63,993	-	-	-
Music Instruments Project Number: 053185009	50,000	50,000	49,032	828	139	1
School Choice Enhancement Project Number: P.001990	100,000	100,000	64,944	-	34,991	65
Miramar High School						
Additional Computers to Close Gap Project Number: 175185002	598,000	597,944	597,944	-	-	-
Wireless Network Upgrade and CAT 6 Data Port Upgrade Project Number: 175185003	248,000	162,984	162,984	-	-	-
Music Instruments Project Number: 175185009	300,000	300,000	293,965	410	-	5,625
Track Resurfacing Project Number: P.002051	300,000	300,000	300,000	-	-	-
Weight Room Renovation Project Number: P.002154	121,000	121,000	-	-	120,459	541
Mirror Lake Elementary School						
Additional Computers to Close Gap Project Number: 184185002	60,000	59,945	59,945	-	-	-

* Project expenditures include, but are not limited to, construction costs, design costs, permitting costs, advertising costs during the planning and procurement phase, equipment, work orders, and Program Management fees.

There may be some additional financial activity on these projects as the final payments are made and all of the purchase orders are closed-out. When the projects are closed-out remaining balances (savings) are reported to the School Board and returned to the Capital Reserve.

This is a budget and expenditure activity report, and is not a construction status report. The accompanying introduction and notes are an integral part of this budget activity report.



SMART Program Budget Activity Report

Completed and Meets Standard Projects Detail Schedule for Quarter Ended March 31, 2019



GOB Referendum Approved by Voters on 11/4/2014 - 52 Months Since Approval

School/ Project	Original Budget	Current Budget	Prior Years Expenditures	Commitments	Current Year Expenditures	Balance
Mirror Lake Elementary School						
Wireless Network Upgrade and CAT 6 Data Port Upgrade Project Number: 184185003	85,000	52,462	52,462	-	-	-
Music Instruments Project Number: 184185009	50,000	50,000	38,635	405	10,955	5
School Choice Enhancement Project Number: P.001932	100,000	100,000	92,770	-	7,190	40
Monarch High School						
Technology Infrastructure Upgrade Project Number: 354185001	304,000	214,904	214,904	-	-	-
Additional Computers to Close Gap Project Number: 354185002	596,000	595,974	595,974	-	-	-
Wireless Network Upgrade and CAT 6 Data Port Upgrade Project Number: 354185003	14,000	8,686	8,686	-	-	-
Music Instruments Project Number: 354185009	300,000	300,000	290,820	9,177	-	3
Track Resurfacing Project Number: p.002058	300,000	335,000	119,540	-	-	215,460
Weight Room Renovation Project Number: p.002159	121,000	121,000	-	-	120,950	50
Morrow Elementary School						
Additional Computers to Close Gap Project Number: 269185002	71,000	70,888	70,888	-	-	-
Wireless Network Upgrade and CAT 6 Data Port Upgrade Project Number: 269185003	90,000	77,553	77,553	-	-	-

* Project expenditures include, but are not limited to, construction costs, design costs, permitting costs, advertising costs during the planning and procurement phase, equipment, work orders, and Program Management fees.

There may be some additional financial activity on these projects as the final payments are made and all of the purchase orders are closed-out. When the projects are closed-out remaining balances (savings) are reported to the School Board and returned to the Capital Reserve.

This is a budget and expenditure activity report, and is not a construction status report. The accompanying introduction and notes are an integral part of this budget activity report.



SMART Program Budget Activity Report

Completed and Meets Standard Projects Detail Schedule for Quarter Ended March 31, 2019



GOB Referendum Approved by Voters on 11/4/2014 - 52 Months Since Approval

School/ Project	Original Budget	Current Budget	Prior Years Expenditures	Commitments	Current Year Expenditures	Balance
Morrow Elementary School						
Music Instruments Project Number: 269185009	50,000	50,000	-	-	-	50,000
New Renaissance Middle School						
Additional Computers to Close Gap Project Number: 391185002	155,000	154,973	154,973	-	-	-
Wireless Network Upgrade and CAT 6 Data Port Upgrade Project Number: 391185003	137,000	109,211	109,211	-	-	-
Music Instruments Project Number: 391185009	100,000	100,000	99,999	-	-	1
New River Middle School						
Additional Computers to Close Gap Project Number: 088185002	244,000	243,975	243,975	-	-	-
Wireless Network Upgrade and CAT 6 Data Port Upgrade Project Number: 088185003	68,000	59,913	59,913	-	-	-
Music Instruments Project Number: 088185009	100,000	100,000	99,987	-	-	13
School Choice Enhancement Project Number: P.001703	100,000	100,000	47,066	-	52,921	13
Nob Hill Elementary School						
Technology Infrastructure Upgrade Project Number: 267185001	34,000	5,249	5,249	-	-	-
Additional Computers to Close Gap Project Number: 267185002	179,000	178,901	178,901	-	-	-

* Project expenditures include, but are not limited to, construction costs, design costs, permitting costs, advertising costs during the planning and procurement phase, equipment, work orders, and Program Management fees.

There may be some additional financial activity on these projects as the final payments are made and all of the purchase orders are closed-out. When the projects are closed-out remaining balances (savings) are reported to the School Board and returned to the Capital Reserve.

This is a budget and expenditure activity report, and is not a construction status report. The accompanying introduction and notes are an integral part of this budget activity report.



SMART Program Budget Activity Report

Completed and Meets Standard Projects Detail Schedule for Quarter Ended March 31, 2019



GOB Referendum Approved by Voters on 11/4/2014 - 52 Months Since Approval

School/ Project	Original Budget	Current Budget	Prior Years Expenditures	Commitments	Current Year Expenditures	Balance
Nob Hill Elementary School						
Wireless Network Upgrade and CAT 6 Data Port Upgrade Project Number: 267185003	91,000	49,236	49,236	-	-	-
Music Instruments Project Number: 267185009	50,000	50,000	18,840	6,278	24,879	3
Norcrest Elementary School						
Technology Infrastructure Upgrade Project Number: 056185001	114,000	56,230	56,230	-	-	-
Additional Computers to Close Gap Project Number: 056185002	217,000	216,612	216,612	-	-	-
Wireless Network Upgrade and CAT 6 Data Port Upgrade Project Number: 056185003	104,000	58,598	58,598	-	-	-
Music Instruments Project Number: 056185009	50,000	50,000	36,037	6,278	7,685	-
School Choice Enhancement Project Number: P.001770	100,000	100,000	99,950	-	-	50
North Andrews Gardens Elementary School						
Additional Computers to Close Gap Project Number: 052185002	221,000	221,000	221,000	-	-	-
Wireless Network Upgrade and CAT 6 Data Port Upgrade Project Number: 052185003	98,000	58,970	58,970	-	-	-
Music Instruments Project Number: 052185009	50,000	50,000	49,761	73	-	166

* Project expenditures include, but are not limited to, construction costs, design costs, permitting costs, advertising costs during the planning and procurement phase, equipment, work orders, and Program Management fees.

There may be some additional financial activity on these projects as the final payments are made and all of the purchase orders are closed-out. When the projects are closed-out remaining balances (savings) are reported to the School Board and returned to the Capital Reserve.

This is a budget and expenditure activity report, and is not a construction status report. The accompanying introduction and notes are an integral part of this budget activity report.



SMART Program Budget Activity Report

Completed and Meets Standard Projects Detail Schedule for Quarter Ended March 31, 2019



GOB Referendum Approved by Voters on 11/4/2014 - 52 Months Since Approval

School/ Project	Original Budget	Current Budget	Prior Years Expenditures	Commitments	Current Year Expenditures	Balance
North Broward Academy of Excellence Elementary						
Charter School Technology Project Number: 516185004	204,402	204,400	204,400	-	-	-
North Broward Academy of Excellence Middle						
Charter School Technology Project Number: 537185004	105,198	105,195	105,195	-	-	-
North Fork Elementary School						
Wireless Network Upgrade and CAT 6 Data Port Upgrade Project Number: 119185003	55,000	31,213	31,213	-	-	0
Music Instruments Project Number: 119185009	50,000	50,000	37,220	-	6,163	6,617
Remodel Reception area including millwork, addition of one new door and relocation of electrical fixtures and exit signs Project Number: P.001901	33,617	62,480	51,342	1,731	2,448	6,959
North Lauderdale Elementary School						
Technology Infrastructure Upgrade Project Number: 223185001	66,000	38,471	38,471	-	-	-
Additional Computers to Close Gap Project Number: 223185002	91,000	90,891	90,891	-	-	-
Wireless Network Upgrade and CAT 6 Data Port Upgrade Project Number: 223185003	97,000	63,122	63,122	-	-	-
Music Instruments Project Number: 223185009	50,000	50,000	49,968	31	-	1

* Project expenditures include, but are not limited to, construction costs, design costs, permitting costs, advertising costs during the planning and procurement phase, equipment, work orders, and Program Management fees.

There may be some additional financial activity on these projects as the final payments are made and all of the purchase orders are closed-out. When the projects are closed-out remaining balances (savings) are reported to the School Board and returned to the Capital Reserve.

This is a budget and expenditure activity report, and is not a construction status report. The accompanying introduction and notes are an integral part of this budget activity report.



SMART Program Budget Activity Report

Completed and Meets Standard Projects Detail Schedule for Quarter Ended March 31, 2019



GOB Referendum Approved by Voters on 11/4/2014 - 52 Months Since Approval

School/ Project	Original Budget	Current Budget	Prior Years Expenditures	Commitments	Current Year Expenditures	Balance
North Side Elementary School						
Additional Computers to Close Gap Project Number: 004185002	81,000	80,977	80,977	-	-	-
Wireless Network Upgrade and CAT 6 Data Port Upgrade Project Number: 004185003	29,000	26,288	26,288	-	-	-
Music Instruments Project Number: 004185009	50,000	50,000	38,632	7,852	3,154	362
School Choice Enhancement Project Number: P.002021	100,000	100,000	100,000	-	-	-
Northeast High School						
Technology Infrastructure Upgrade Project Number: 124185001	326,000	304,215	304,215	-	-	-
Additional Computers to Close Gap Project Number: 124185002	419,000	418,983	418,983	-	-	-
Wireless Network Upgrade and CAT 6 Data Port Upgrade Project Number: 124185003	119,000	116,435	116,435	-	-	-
Music Instruments Project Number: 124185009	300,000	300,000	298,231	1,347	-	422
Nova Blanche Forman Elementary School						
Technology Infrastructure Upgrade Project Number: 128285001	60,000	25,621	25,621	-	-	-
Additional Computers to Close Gap Project Number: 128285002	171,000	170,556	170,556	-	-	-

* Project expenditures include, but are not limited to, construction costs, design costs, permitting costs, advertising costs during the planning and procurement phase, equipment, work orders, and Program Management fees.

There may be some additional financial activity on these projects as the final payments are made and all of the purchase orders are closed-out. When the projects are closed-out remaining balances (savings) are reported to the School Board and returned to the Capital Reserve.

This is a budget and expenditure activity report, and is not a construction status report. The accompanying introduction and notes are an integral part of this budget activity report.



SMART Program Budget Activity Report

Completed and Meets Standard Projects Detail Schedule for Quarter Ended March 31, 2019



GOB Referendum Approved by Voters on 11/4/2014 - 52 Months Since Approval

School/ Project	Original Budget	Current Budget	Prior Years Expenditures	Commitments	Current Year Expenditures	Balance
Nova Blanche Forman Elementary School						
Wireless Network Upgrade and CAT 6 Data Port Upgrade Project Number: 128285003	51,000	50,299	50,299	-	-	-
Music Instruments Project Number: 128285009	50,000	50,000	49,939	-	60	1
Nova Dwight D Eisenhower Elementary School						
Technology Infrastructure Upgrade Project Number: 127185001	8,000	7,689	7,689	-	-	-
Additional Computers to Close Gap Project Number: 127185002	48,000	47,991	47,991	-	-	-
Wireless Network Upgrade and CAT 6 Data Port Upgrade Project Number: 127185003	88,000	78,681	78,681	-	-	-
Music Instruments Project Number: 127185009	50,000	50,000	-	-	-	50,000
Nova High School						
Technology Infrastructure Upgrade Project Number: 128185001	270,000	270,000	270,000	-	-	-
Additional Computers to Close Gap Project Number: 128185002	501,000	500,979	500,979	-	-	-
Wireless Network Upgrade and CAT 6 Data Port Upgrade Project Number: 128185003	91,000	91,000	91,000	-	-	-
Music Instruments Project Number: 128185009	300,000	300,000	295,697	374	-	3,929

* Project expenditures include, but are not limited to, construction costs, design costs, permitting costs, advertising costs during the planning and procurement phase, equipment, work orders, and Program Management fees.

There may be some additional financial activity on these projects as the final payments are made and all of the purchase orders are closed-out. When the projects are closed-out remaining balances (savings) are reported to the School Board and returned to the Capital Reserve.

This is a budget and expenditure activity report, and is not a construction status report. The accompanying introduction and notes are an integral part of this budget activity report.



SMART Program Budget Activity Report

Completed and Meets Standard Projects Detail Schedule for Quarter Ended March 31, 2019



GOB Referendum Approved by Voters on 11/4/2014 - 52 Months Since Approval

School/ Project	Original Budget	Current Budget	Prior Years Expenditures	Commitments	Current Year Expenditures	Balance
Nova High School						
School Choice Enhancement Project Number: P.001811	100,000	100,000	99,963	-	-	37
Weight Room Renovation Project Number: P.002017	121,000	121,000	120,131	-	-	869
Nova Middle School						
Technology Infrastructure Upgrade Project Number: 131185001	200,000	199,981	199,981	-	-	-
Additional Computers to Close Gap Project Number: 131185002	62,000	61,889	61,889	-	-	-
Wireless Network Upgrade and CAT 6 Data Port Upgrade Project Number: 131185003	51,000	50,984	50,984	-	-	-
Music Instruments Project Number: 131185009	100,000	100,000	99,972	-	-	28
School Choice Enhancement Project Number: P.001997	100,000	100,000	99,999	-	-	1
Fire Sprinklers Project Number: P.002027	903,000	200,731	107,730	49,127	43,874	-
Oakland Park Elementary School						
Technology Infrastructure Upgrade Project Number: 003185001	43,000	30,966	30,966	-	-	-
Additional Computers to Close Gap Project Number: 003185002	148,000	147,987	147,987	-	-	-
Wireless Network Upgrade and CAT 6 Data Port Upgrade Project Number: 003185003	77,000	54,853	54,853	-	-	-

* Project expenditures include, but are not limited to, construction costs, design costs, permitting costs, advertising costs during the planning and procurement phase, equipment, work orders, and Program Management fees.

There may be some additional financial activity on these projects as the final payments are made and all of the purchase orders are closed-out. When the projects are closed-out remaining balances (savings) are reported to the School Board and returned to the Capital Reserve.

This is a budget and expenditure activity report, and is not a construction status report. The accompanying introduction and notes are an integral part of this budget activity report.



SMART Program Budget Activity Report

Completed and Meets Standard Projects Detail Schedule for Quarter Ended March 31, 2019



GOB Referendum Approved by Voters on 11/4/2014 - 52 Months Since Approval

School/ Project	Original Budget	Current Budget	Prior Years Expenditures	Commitments	Current Year Expenditures	Balance
Oakland Park Elementary School						
Music Instruments Project Number: 003185009	50,000	50,000	31,194	6,484	8,157	4,165
Oakridge Elementary School						
Technology Infrastructure Upgrade Project Number: 046185001	13,000	10,802	10,802	-	-	-
Additional Computers to Close Gap Project Number: 046185002	154,000	153,927	153,927	-	-	-
Wireless Network Upgrade and CAT 6 Data Port Upgrade Project Number: 046185003	75,000	46,937	46,937	-	-	-
Music Instruments Project Number: 046185009	50,000	50,000	16,589	-	33,411	-
School Choice Enhancement Project Number: P.001775	100,000	100,000	100,000	-	-	-
Olsen Middle School						
Technology Infrastructure Upgrade Project Number: 047185001	54,000	25,598	23,986	-	-	1,612
Additional Computers to Close Gap Project Number: 047185002	125,000	124,991	124,991	-	-	-
Wireless Network Upgrade and CAT 6 Data Port Upgrade Project Number: 047185003	145,000	74,216	74,216	-	-	-
Orange Brook Elementary School						
Additional Computers to Close Gap Project Number: 071185002	235,000	234,983	234,983	-	-	-

* Project expenditures include, but are not limited to, construction costs, design costs, permitting costs, advertising costs during the planning and procurement phase, equipment, work orders, and Program Management fees.

There may be some additional financial activity on these projects as the final payments are made and all of the purchase orders are closed-out. When the projects are closed-out remaining balances (savings) are reported to the School Board and returned to the Capital Reserve.

This is a budget and expenditure activity report, and is not a construction status report. The accompanying introduction and notes are an integral part of this budget activity report.



SMART Program Budget Activity Report

Completed and Meets Standard Projects Detail Schedule for Quarter Ended March 31, 2019



GOB Referendum Approved by Voters on 11/4/2014 - 52 Months Since Approval

School/ Project	Original Budget	Current Budget	Prior Years Expenditures	Commitments	Current Year Expenditures	Balance
Orange Brook Elementary School						
Wireless Network Upgrade and CAT 6 Data Port Upgrade Project Number: 071185003	47,000	16,594	16,594	-	-	-
Music Instruments Project Number: 071185009	50,000	50,000	43,105	603	6,278	14
School Choice Enhancement Project Number: P.001815	100,000	100,000	65,211	-	34,110	679
Oriole Elementary School						
Technology Infrastructure Upgrade Project Number: 183185001	4,000	3,970	3,970	-	-	-
Additional Computers to Close Gap Project Number: 183185002	199,000	198,972	198,972	-	-	-
Wireless Network Upgrade and CAT 6 Data Port Upgrade Project Number: 183185003	39,000	32,340	32,340	-	-	0
Palm Cove Elementary School						
Technology Infrastructure Upgrade Project Number: 331185001	30,000	29,917	29,917	-	-	-
Additional Computers to Close Gap Project Number: 331185002	144,000	143,864	143,864	-	-	-
Wireless Network Upgrade and CAT 6 Data Port Upgrade Project Number: 331185003	114,000	68,184	68,184	-	-	-
Music Instruments Project Number: 331185009	50,000	50,000	49,736	-	-	264

* Project expenditures include, but are not limited to, construction costs, design costs, permitting costs, advertising costs during the planning and procurement phase, equipment, work orders, and Program Management fees.

There may be some additional financial activity on these projects as the final payments are made and all of the purchase orders are closed-out. When the projects are closed-out remaining balances (savings) are reported to the School Board and returned to the Capital Reserve.

This is a budget and expenditure activity report, and is not a construction status report. The accompanying introduction and notes are an integral part of this budget activity report.



SMART Program Budget Activity Report

Completed and Meets Standard Projects Detail Schedule for Quarter Ended March 31, 2019



GOB Referendum Approved by Voters on 11/4/2014 - 52 Months Since Approval

School/ Project	Original Budget	Current Budget	Prior Years Expenditures	Commitments	Current Year Expenditures	Balance
Palmview Elementary School						
Technology Infrastructure Upgrade Project Number: 113185001	9,000	4,236	4,236	-	-	-
Additional Computers to Close Gap Project Number: 113185002	202,000	202,000	202,000	-	-	-
Wireless Network Upgrade and CAT 6 Data Port Upgrade Project Number: 113185003	66,000	46,987	46,987	-	-	-
Music Instruments Project Number: 113185009	50,000	50,000	-	-	-	50,000
Panther Run Elementary School						
Technology Infrastructure Upgrade Project Number: 357185001	113,000	97,289	97,289	-	-	-
Additional Computers to Close Gap Project Number: 357185002	148,000	147,665	147,665	-	-	-
Wireless Network Upgrade and CAT 6 Data Port Upgrade Project Number: 357185003	44,000	38,538	38,538	-	-	-
Music Instruments Project Number: 357185009	50,000	50,000	37,444	-	12,556	-
Paragon Academy of Technology						
Charter School Technology Project Number: 538185004	37,464	37,451	37,451	-	-	-
Park Lakes Elementary School						
Technology Infrastructure Upgrade Project Number: 376185001	34,000	19,956	19,956	-	-	-

* Project expenditures include, but are not limited to, construction costs, design costs, permitting costs, advertising costs during the planning and procurement phase, equipment, work orders, and Program Management fees.

There may be some additional financial activity on these projects as the final payments are made and all of the purchase orders are closed-out. When the projects are closed-out remaining balances (savings) are reported to the School Board and returned to the Capital Reserve.

This is a budget and expenditure activity report, and is not a construction status report. The accompanying introduction and notes are an integral part of this budget activity report.



SMART Program Budget Activity Report

Completed and Meets Standard Projects Detail Schedule for Quarter Ended March 31, 2019



GOB Referendum Approved by Voters on 11/4/2014 - 52 Months Since Approval

School/ Project	Original Budget	Current Budget	Prior Years Expenditures	Commitments	Current Year Expenditures	Balance
Park Lakes Elementary School						
Additional Computers to Close Gap Project Number: 376185002	236,000	235,867	235,867	-	-	-
Wireless Network Upgrade and CAT 6 Data Port Upgrade Project Number: 376185003	122,000	78,275	78,275	-	-	-
Music Instruments Project Number: 376185009	50,000	50,000	18,819	6,278	24,795	108
Park Ridge Elementary School						
Technology Infrastructure Upgrade Project Number: 195185001	97,000	28,739	28,739	-	-	-
Additional Computers to Close Gap Project Number: 195185002	147,000	146,897	146,897	-	-	-
Wireless Network Upgrade and CAT 6 Data Port Upgrade Project Number: 195185003	67,000	44,625	44,625	-	-	-
Music Instruments Project Number: 195185009	50,000	50,000	33,872	-	15,946	182
Park Springs Elementary School						
Technology Infrastructure Upgrade Project Number: 317185001	56,000	22,286	22,286	-	-	-
Additional Computers to Close Gap Project Number: 317185002	258,000	257,873	257,873	-	-	-
Wireless Network Upgrade and CAT 6 Data Port Upgrade Project Number: 317185003	116,000	74,085	74,085	-	-	-

* Project expenditures include, but are not limited to, construction costs, design costs, permitting costs, advertising costs during the planning and procurement phase, equipment, work orders, and Program Management fees.

There may be some additional financial activity on these projects as the final payments are made and all of the purchase orders are closed-out. When the projects are closed-out remaining balances (savings) are reported to the School Board and returned to the Capital Reserve.

This is a budget and expenditure activity report, and is not a construction status report. The accompanying introduction and notes are an integral part of this budget activity report.



SMART Program Budget Activity Report

Completed and Meets Standard Projects Detail Schedule for Quarter Ended March 31, 2019



GOB Referendum Approved by Voters on 11/4/2014 - 52 Months Since Approval

School/ Project	Original Budget	Current Budget	Prior Years Expenditures	Commitments	Current Year Expenditures	Balance
Park Springs Elementary School						
Music Instruments Project Number: 317185009	50,000	50,000	40,888	60	420	8,632
Park Trails Elementary School						
Technology Infrastructure Upgrade Project Number: 378185001	23,000	-	-	-	-	-
Additional Computers to Close Gap Project Number: 378185002	349,000	348,873	348,873	-	-	-
Wireless Network Upgrade and CAT 6 Data Port Upgrade Project Number: 378185003	142,000	82,249	82,249	-	-	-
Music Instruments Project Number: 378185009	50,000	50,000	13,379	36,021	599	1
Parkside Elementary School						
Technology Infrastructure Upgrade Project Number: 363185001	104,000	78,310	78,310	-	-	-
Additional Computers to Close Gap Project Number: 363185002	128,000	127,964	127,964	-	-	-
Wireless Network Upgrade and CAT 6 Data Port Upgrade Project Number: 363185003	40,000	31,864	31,864	-	-	-
Music Instruments Project Number: 363185009	50,000	50,000	49,964	29	-	7
Parkway Middle School						
Technology Infrastructure Upgrade Project Number: 070185001	9,000	8,958	8,958	-	-	-

* Project expenditures include, but are not limited to, construction costs, design costs, permitting costs, advertising costs during the planning and procurement phase, equipment, work orders, and Program Management fees.

There may be some additional financial activity on these projects as the final payments are made and all of the purchase orders are closed-out. When the projects are closed-out remaining balances (savings) are reported to the School Board and returned to the Capital Reserve.

This is a budget and expenditure activity report, and is not a construction status report. The accompanying introduction and notes are an integral part of this budget activity report.



SMART Program Budget Activity Report

Completed and Meets Standard Projects Detail Schedule for Quarter Ended March 31, 2019



GOB Referendum Approved by Voters on 11/4/2014 - 52 Months Since Approval

School/ Project	Original Budget	Current Budget	Prior Years Expenditures	Commitments	Current Year Expenditures	Balance
Parkway Middle School						
Wireless Network Upgrade and CAT 6 Data Port Upgrade Project Number: 070185003	179,000	137,434	137,434	-	-	-
Music Instruments Project Number: 070185009	5,000	5,000	4,566	432	-	2
Re-Roofing of Bldgs. 22 and 24 Project Number: P.001617	754,360	754,360	754,360	-	-	-
Pasadena Lakes Elementary School						
Technology Infrastructure Upgrade Project Number: 207185001	17,000	17,000	17,000	-	-	-
Additional Computers to Close Gap Project Number: 207185002	59,000	58,975	58,975	-	-	-
Wireless Network Upgrade and CAT 6 Data Port Upgrade Project Number: 207185003	93,000	92,956	92,956	-	-	-
Music Instruments Project Number: 207185009	50,000	50,000	-	-	-	50,000
School Choice Enhancement Project Number: P.001783	100,000	100,000	81,306	267	18,198	229
Pathways Academy Charter School						
Charter School Technology Project Number: 537285004	81,221	81,217	81,217	-	-	-
Pembroke Lakes Elementary School						
Technology Infrastructure Upgrade Project Number: 266185001	51,000	32,680	32,680	-	-	-

* Project expenditures include, but are not limited to, construction costs, design costs, permitting costs, advertising costs during the planning and procurement phase, equipment, work orders, and Program Management fees.

There may be some additional financial activity on these projects as the final payments are made and all of the purchase orders are closed-out. When the projects are closed-out remaining balances (savings) are reported to the School Board and returned to the Capital Reserve.

This is a budget and expenditure activity report, and is not a construction status report.
The accompanying introduction and notes are an integral part of this budget activity report.



SMART Program Budget Activity Report

Completed and Meets Standard Projects Detail Schedule for Quarter Ended March 31, 2019



GOB Referendum Approved by Voters on 11/4/2014 - 52 Months Since Approval

School/ Project	Original Budget	Current Budget	Prior Years Expenditures	Commitments	Current Year Expenditures	Balance
Pembroke Lakes Elementary School						
Additional Computers to Close Gap Project Number: 266185002	90,000	89,921	89,921	-	-	-
Wireless Network Upgrade and CAT 6 Data Port Upgrade Project Number: 266185003	84,000	53,812	53,812	-	-	-
Music Instruments Project Number: 266185009	50,000	50,000	49,775	71	111	43
Pembroke Pines Elementary School						
Additional Computers to Close Gap Project Number: 122185002	109,000	108,782	108,782	-	-	-
Wireless Network Upgrade and CAT 6 Data Port Upgrade Project Number: 122185003	75,000	53,727	53,727	-	-	-
Music Instruments Project Number: 122185009	50,000	50,000	49,564	435	-	1
Perry, Annabel C. Elementary School						
Technology Infrastructure Upgrade Project Number: 163185001	44,000	20,127	20,127	-	-	-
Additional Computers to Close Gap Project Number: 163185002	162,000	161,809	161,809	-	-	-
Wireless Network Upgrade and CAT 6 Data Port Upgrade Project Number: 163185003	107,000	64,298	64,298	-	-	-
Music Instruments Project Number: 163185009	50,000	50,000	50,000	-49,992	49,992	-

* Project expenditures include, but are not limited to, construction costs, design costs, permitting costs, advertising costs during the planning and procurement phase, equipment, work orders, and Program Management fees.

There may be some additional financial activity on these projects as the final payments are made and all of the purchase orders are closed-out. When the projects are closed-out remaining balances (savings) are reported to the School Board and returned to the Capital Reserve.

This is a budget and expenditure activity report, and is not a construction status report. The accompanying introduction and notes are an integral part of this budget activity report.

